



PBIS at Home – Grant Elementary

Updated Fall 2018

Learning Objectives

- Explore why supporting positive behavior is important at home
- Understand what positive behavior support is and what it looks like at home
- Practice how to teach positive behaviors at home
- Learn helpful strategies to use at home

Why are We Here?

- To have the opportunity to explore how behavior is learned
- To explore what is a matrix and how to create one for home
- To create a menu of incentives and resources to implement at home.

Positive Parenting is Key!

Instructions: Each person take 5 pieces of candy of various colors. Facilitator begins the activity by modeling the conversation matching each color of candy with information below.

Red – best kid rewards/incentives


Green – favorite family home-activity

Blue – funniest family memory

Purple – hopes and dreams for son/daughter

Orange – wildcard (pass)

Creating a Strong Foundation





HOME

CHILD

SCHOOL



**When schools and families work
together, students benefit!**

Let's talk about how.

What is PBIS?

- Positive Behavior Interventions and Supports
- At Grant Elementary we are creating an environment of success for all students.
- Promoting a positive, safe, consistent and predictable environment

Coming Together as a Team



Expectations

Grant Bulldogs are:

RESPECTFUL

RESPONSIBLE

READY TO LEARN

How does your family show....

Respect

Responsibility

Being Ready to Learn

Expectation at School

CLASSROOM

VOICE 1,2,3 LEVEL

I AM RESPECTFUL	I AM RESPONSIBLE	I AM READY TO LEARN
RESPECT PROPERTY BE KIND	COMPLETE YOUR WORK	TRY YOUR BEST
		

CAFETERIA

VOICE 2,3 LEVEL

I AM RESPECTFUL	I AM RESPONSIBLE	I AM READY TO LEARN
USE GOOD MANNERS BE KIND	CLEAN YOUR AREA	FOLLOW DIRECTIONS
		

RECESS

VOICE 3,4 LEVEL

I AM RESPECTFUL	I AM RESPONSIBLE	I AM READY TO LEARN
KEEP HANDS AND FEET TO SELF BE KIND	PLAY SAFELY	FOLLOW DIRECTIONS
		

HALLWAY

VOICE 1,2 LEVEL

I AM RESPECTFUL	I AM RESPONSIBLE	I AM READY TO LEARN
QUIET VOICE AND BODY	WALK	FOLLOW DIRECTIONS
		



RESTROOM

VOICE 1,2 LEVEL

I AM RESPECTFUL	I AM RESPONSIBLE	I AM READY TO LEARN
RESPECT OTHERS' PRIVACY	KEEP AREA CLEAN	RETURN QUICKLY TO CLASS
		

ARRIVAL/DISMISSAL

VOICE 2,3 LEVEL

I AM RESPECTFUL	I AM RESPONSIBLE	I AM READY TO LEARN
WAIT QUIETLY IN ASSIGNED AREA	BE PREPARED	BE ON TIME
		

Expectations Change as We Grow



Aligning School Expectations with Family Expectations

Expectation	Morning Meal	Homework Time	Grocery Store
Be Respectful	<p>Acknowledge others (wave, smile, say hello) in the room</p> <p>Chew with mouth closed</p>	<p>Follow time schedule for homework time</p> <p>Work quietly</p> <p>Ask for help when needed</p>	<p>Ask for items not on list</p> <p>Accept if Mom or Dad say no</p>
Be Responsible	<p>Put dishes in the sink</p> <p>Throw trash in trash can</p>	<p>Put finished work away in bookbag</p>	<p>Help carry groceries into the house</p>
Be Ready to Learn	<p>Wash hands</p> <p>Use utensils appropriately</p>	<p>Put bookbag away out of walking path</p>	<p>Walk in parking lot</p> <p>Stay with Mom or Dad</p>

Home Matrix

Create as a family!

Expectation	Morning	Bed Time	Out in the Community
Be Respectful			
Be Responsible			
Be Ready to Learn			

Teaching Positive Behavior

- Positive Attention
- Feeling Empowered
- Model Positive Behavior
- Clear, Consistent Guidelines



Teaching Positive Behavior

- Consistent Routines
- Laugh Out Loud Together
- Love Them Exactly As They Are
- Learn from Mistakes



<http://www.parentwonder.com/10-powerful-ways-to-teach-good-behavior-in-children/>

Focus on the Positive

Increase ratio of positive to negative interactions

- At least 5 to 1
- Positive reinforcement for expected behavior
- Look for the positive



good job

Show, Teach, Practice and Praise

- **Show** the behavior
- **Teach** the behavior
- **Practice** the behavior
- **Praise** the appropriate attempts

The quickest way to change behavior is by praising what they are doing right.

Teaching Expected Behavior




Reinforcement at School

- Bulldog Bucks
- Positive Office Referrals
- Bulldog Brags
- Classroom incentives — candy, stickers, pencils, teacher chair, homework pass, teacher helper, ect.
- iPad/chromebook time

Incentives at Home



Using Positive Reinforcements



Rewarding Positive Behavior at Home

- Cook favorite dinner
- Extra Computer time
- Get out of chores
- Have a friend over
- Eat dessert before dinner
- Read an extra book at bedtime
- Help cook dinner
- Play a board game of choice
- Pick an outdoor activity to do with someone special
- Stay up late
- TIME with...

**Address
situations
before they
occur!**

Be consistent

Remain calm

**Set your
child up for
success**

Clearly
describe
your
expectations

Final Thoughts

**When we
finish... then
we can...**

Have Fun

**Celebrate
small
gains**

Set reasonable limits

Video Links

Positive Reinforcement

<https://www.youtube.com/watch?v=9xDr2tPJCUY>

How We Reward Good Behavior for Chores

<https://www.youtube.com/watch?v=zIUFjNO7jHk>

Stay Positive

<https://www.youtube.com/watch?v=aSjGiiraRF>

Positive Reinforcement in Preschools

<https://www.youtube.com/watch?v=17OiozYwuvYI>