

*WILLOUGHBY-EASTLAKE
CITY SCHOOL DISTRICT*



*ACCUMULATED MONTHLY
FINANCIAL REPORT
MONTH ENDED APRIL 30, 2023*

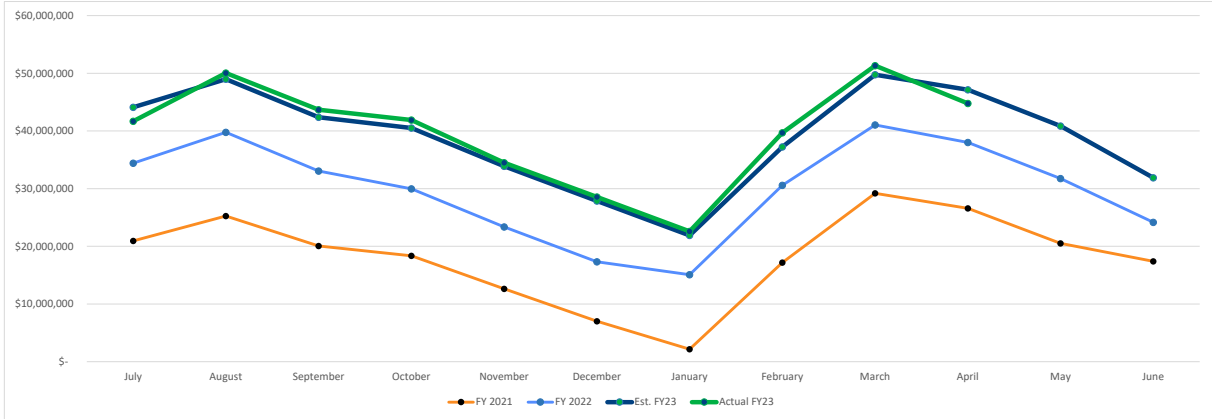
PREPARED BY:
Willoughby-Eastlake City Schools School District
Treasurer's Office
Nicholas E. Ciarniello, Treasurer/CFO

Table of Contents

General Fund Variance Report.....	1
Spending Plan Summary	2
Revenue vs Estimate Report	3
Expenditure vs Appropriation Report	5
Disbursement Summary Report.....	9
Cash Summary Report	24
Cash Reconciliation.....	31
Monthly Cash and Investments	32
RedTree Investment Summary.....	33

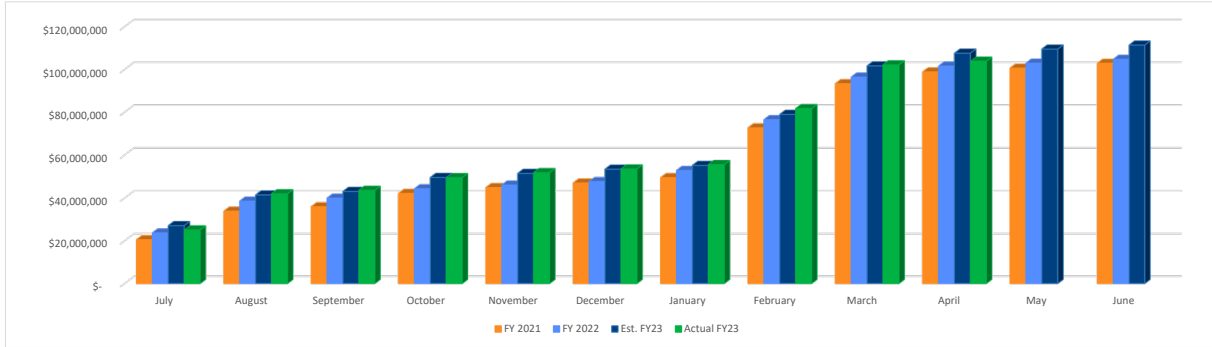
**Willoughby-Eastlake City School District
General Fund Fund Balances
Variance Report April 30, 2023**

	July	August	September	October	November	December	January	February	March	April	May	June
FY 2021	\$ 20,950,031	\$ 25,251,447	\$ 20,064,696	\$ 18,343,065	\$ 12,634,695	\$ 7,001,253	\$ 2,162,621	\$ 17,191,793	\$ 29,187,993	\$ 26,583,792	\$ 20,524,563	\$ 17,385,751
FY 2022	\$ 34,401,472	\$ 39,768,116	\$ 33,049,018	\$ 29,974,046	\$ 23,360,010	\$ 17,320,959	\$ 15,079,235	\$ 30,590,481	\$ 41,041,556	\$ 38,012,704	\$ 31,751,208	\$ 24,172,355
Est. FY23	\$ 44,116,673	\$ 48,991,173	\$ 42,381,861	\$ 40,523,799	\$ 33,878,317	\$ 27,875,640	\$ 21,889,643	\$ 37,235,504	\$ 49,749,834	\$ 47,143,416	\$ 40,849,442	\$ 31,891,582
Actual FY23	\$ 41,689,478	\$ 50,043,010	\$ 43,671,676	\$ 41,886,116	\$ 34,499,920	\$ 28,547,674	\$ 22,593,357	\$ 39,683,984	\$ 51,326,326	\$ 44,763,344		



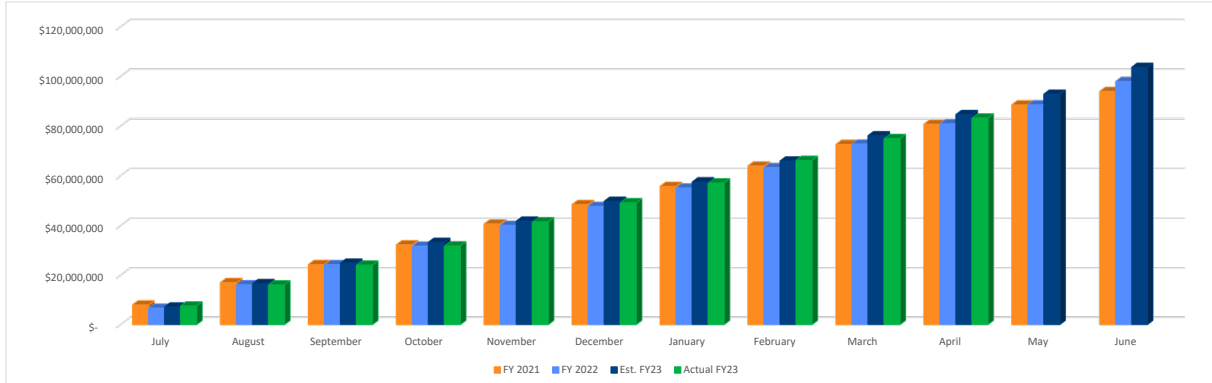
**Willoughby-Eastlake City School District
General Fund Fund Revenues
Variance Report April 30, 2023**

	July	August	September	October	November	December	January	February	March	April	May	June
FY 2021	\$ 20,469,922	\$ 33,824,796	\$ 35,895,544	\$ 42,131,235	\$ 44,853,220	\$ 47,021,007	\$ 49,504,797	\$ 72,631,156	\$ 93,292,196	\$ 98,825,201	\$ 100,574,332	\$ 102,840,405
FY 2022	\$ 23,670,893	\$ 38,524,812	\$ 39,929,084	\$ 44,297,098	\$ 46,042,670	\$ 47,663,206	\$ 52,860,126	\$ 76,441,355	\$ 96,376,105	\$ 101,522,710	\$ 102,893,371	\$ 104,695,232
Est. FY23	\$ 27,069,492	\$ 41,436,261	\$ 43,062,087	\$ 49,592,825	\$ 51,484,030	\$ 53,479,723	\$ 55,234,526	\$ 78,940,571	\$ 101,623,220	\$ 107,551,393	\$ 109,477,418	\$ 111,356,921
Actual FY23	\$ 25,062,902	\$ 41,961,926	\$ 43,563,924	\$ 49,519,385	\$ 51,843,777	\$ 53,568,670	\$ 55,610,513	\$ 81,631,896	\$ 102,106,536	\$ 103,819,584		



**Willoughby-Eastlake City School District
General Fund Fund Expenditures
Variance Report April 30, 2023**

	July	August	September	October	November	December	January	February	March	April	May	June
FY 2021	\$ 7,957,545	\$ 17,011,003	\$ 24,268,503	\$ 32,225,824	\$ 40,656,181	\$ 48,457,408	\$ 55,774,780	\$ 63,877,017	\$ 72,541,857	\$ 80,679,064	\$ 88,487,424	\$ 93,892,313
FY 2022	\$ 6,647,667	\$ 16,134,942	\$ 24,258,313	\$ 31,701,299	\$ 40,060,907	\$ 47,720,493	\$ 55,159,137	\$ 63,229,120	\$ 72,712,795	\$ 80,888,252	\$ 88,520,410	\$ 97,908,628
Est. FY23	\$ 7,125,174	\$ 16,617,443	\$ 24,852,582	\$ 33,241,381	\$ 41,778,068	\$ 49,776,438	\$ 57,517,238	\$ 65,877,422	\$ 76,045,741	\$ 84,580,332	\$ 92,800,331	\$ 103,637,694
Actual FY23	\$ 7,533,174	\$ 16,078,665	\$ 24,051,998	\$ 31,793,019	\$ 41,503,607	\$ 49,180,746	\$ 57,176,906	\$ 66,107,662	\$ 74,939,961	\$ 83,215,989		



Willoughby-Eastlake City Spending Plan Summary

ODE Line Number	Monthly Estimate	Monthly Actual	Monthly Difference	FYTEstimate	FYTDActual	FYTDDifference
01.010 General Property (Real Estate)	\$ 0.00	\$ 0.00	\$ 0.00	\$ 72,227,830.00	\$ 72,227,830.01	\$ 0.01
01.020 Tangible Personal Property Tax	0.00	0.00	0.00	8,005,505.00	8,005,505.46	0.46
01.030 Income Tax	0.00	0.00	0.00	0.00	0.00	0.00
01.035 Unrestricted Grants-in-Aid	1,384,300.00	1,357,608.72	(26,691.28)	13,842,997.00	13,938,641.21	95,644.21
01.040 Restricted Grants-in-Aid	110,906.00	110,434.78	(471.22)	1,109,062.00	1,109,498.27	436.27
01.045 Restricted Federal Grants-in-Aid - SFSF	0.00	0.00	0.00	0.00	0.00	0.00
01.050 Property Tax Allocation	4,064,308.00	0.00	(4,064,308.00)	8,051,127.00	4,054,101.30	(3,997,025.70)
01.060 All Other Operating Revenue	367,659.00	245,004.01	(122,654.99)	2,949,022.00	3,189,829.82	240,807.82
01.070 Total Revenue	5,927,173.00	1,713,047.51	(4,214,125.49)	106,185,543.00	102,525,406.07	(3,660,136.93)
02.010 Proceeds from Sale of Notes	0.00	0.00	0.00	0.00	0.00	0.00
02.020 State Emergency Loans & Advancements (Approved)	0.00	0.00	0.00	0.00	0.00	0.00
02.040 Operating Transfers-In	0.00	0.00	0.00	15,000.00	0.00	(15,000.00)
02.050 Advances-In	0.00	0.00	0.00	766,850.00	766,850.00	0.00
02.060 All Other Financial Sources	1,000.00	0.00	(1,000.00)	584,000.00	527,327.52	(56,672.48)
02.070 Total Other Financing Sources	1,000.00	0.00	(1,000.00)	1,365,850.00	1,294,177.52	(71,672.48)
02.080 Total Revenues and Other Financing Sources	5,928,173.00	1,713,047.51	(4,215,125.49)	107,551,393.00	103,819,583.59	(3,731,809.41)
03.010 Personal Services	4,741,648.00	4,756,730.01	15,082.01	46,001,754.00	46,685,729.26	683,975.26
03.020 Employees' Retirement/Insurance Benefits	1,342,099.00	1,496,988.64	154,889.64	14,980,519.00	15,391,869.55	411,350.55
03.030 Purchased Services	1,769,334.00	1,740,651.09	(28,682.91)	16,245,592.00	14,843,510.81	(1,402,081.19)
03.040 Supplies and Materials	240,018.00	227,489.84	(12,528.16)	2,987,740.00	2,253,657.74	(734,082.26)
03.050 Capital Outlay	0.00	14,985.00	14,985.00	208,897.00	78,568.85	(130,328.15)
03.060 Intergovernmental	0.00	0.00	0.00	0.00	0.00	0.00
04.010 Debt Service: All Principal (Historical)	0.00	0.00	0.00	0.00	87,000.00	87,000.00
04.020 Debt Service: Principal-Notes	0.00	0.00	0.00	0.00	368,780.00	368,780.00
04.030 Debt Service: Principal - State Loans	0.00	0.00	0.00	0.00	0.00	0.00
04.040 Debt Service: Principal - State Advancements	0.00	0.00	0.00	0.00	0.00	0.00
04.050 Debt Service: Principal - HB 264 Loans	0.00	0.00	0.00	545,000.00	545,000.00	0.00
04.055 Debt Service: Principal - Other	0.00	0.00	0.00	455,780.00	0.00	(455,780.00)
04.060 Debt Service: Interest and Fiscal Charges	0.00	6,680.00	6,680.00	544,461.82	550,983.41	6,521.59
04.300 Other Objects	18,000.00	32,504.06	14,504.06	1,860,588.00	1,700,513.07	(160,074.93)
04.500 Total Expenditures	8,111,099.00	8,276,028.64	164,929.64	83,830,331.82	82,505,612.69	(1,324,719.13)
05.010 Operational Transfers - Out	423,491.43	0.00	(423,491.43)	750,000.00	710,376.50	(39,623.50)
05.020 Advances - Out	0.00	0.00	0.00	0.00	0.00	0.00
05.030 All Other Financing Uses	0.00	0.00	0.00	0.00	0.00	0.00
05.040 Total Other Financing Uses	423,491.43	0.00	(423,491.43)	750,000.00	710,376.50	(39,623.50)
05.050 Total Expenditure and Other Financing Uses	8,534,590.43	8,276,028.64	(258,561.79)	84,580,331.82	83,215,989.19	(1,364,342.63)
06.010 Excess Rev & Oth Financing Sources over(under) Exp & Oth F	(2,606,417.43)	(6,562,981.13)	(3,956,563.70)	22,971,061.18	20,603,594.40	(2,367,466.78)
07.010 Cash Balance-July1 -Excluding Proposed Renew/Replace & New	0.00	51,326,325.54	51,326,325.54	24,172,355.00	24,159,750.01	(12,604.99)
07.020 Cash Balance June 30	(2,606,417.43)	44,763,344.41	47,369,761.84	47,143,416.18	44,763,344.41	(2,380,071.77)
08.010 Estimated Encumbrances June 30	0.00	5,204,567.30	5,204,567.30	0.00	5,204,567.30	5,204,567.30

Willoughby-Eastlake City School District
Revenue vs Estimate Report
For The Month Ended April 30, 2023

SM-2 LINE #	RECEIPT CODE	REVENUE SOURCE	10/12	83.33%	% OF
			FISCAL YR 2023 ESTIMATE	FYTD ACTUAL	FISCAL YR 2023 ESTIMATE
Revenues:					
1.010	1111	General Property Tax (Real Estate)	\$ 72,227,830	\$ 72,227,830	100.00%
1.020	1122	Public Utility Tangible Tax	\$ 8,005,505	\$ 8,005,505	100.00%
			\$ 8,005,505	\$ 8,005,505	100.00%
1.035	3110	State Foundation	\$ 16,154,241	\$ 13,481,285	83.45%
1.035	3190	Other Unrestricted Grants-In-Aid Casino	457,356	457,356	100.00%
			\$ 16,611,597	\$ 13,938,641	83.91%
1.040	3211	Economic Disadvantaged Funding	\$ 401,596	\$ 334,535	83.30%
1.040	3215	Career Technical Education Funding	164,348	137,185	83.47%
1.040	3216	Gifted Education Funding	253,604	211,441	83.37%
1.040	3217	English Learner Funding	25,332	21,085	83.24%
1.040	3218	Student Wellness and Success Funding	485,994	405,253	83.39%
			\$ 1,330,874	\$ 1,109,498	83.37%
1.050	3131	12.5% Homestead and Rollback	\$ 6,454,362	\$ 3,224,027	49.95%
1.050	3132	Homestead Exemption	1,596,765	830,074	51.98%
1.050	3135	State Reimbursement for TPP Tax Loss	-	-	0.00%
			\$ 8,051,127	\$ 4,054,101	50.35%
1.060	1221	Tuition Regular School-Other Districts	\$ 300,000	\$ 344,164	114.72%
1.060	1223	Tuition, Other Districts-Special Education	185,000	36,006	19.46%
1.060	1229	Excel TECC Tuition	300,000	315,221	105.07%
1.060	1290	College Credit Plus	15,000	5,897	39.31%
1.060	1410	Interest on Investments	1,250,000	1,024,725	81.98%
1.060	1635	Pay-to-Participate Fees	175,000	117,413	67.09%
1.060	1710	Preschool Snack Fees	100	-	0.00%
1.060	1730	Sale of Textbooks	1,500	124	8.28%
1.060	1740	Class Fees	345,000	263,756	76.45%
1.060	1810	Rental Income	150,000	264,362	176.24%
1.060	1820	Donations	50,000	150	0.30%
1.060	1832	Services Provided to Mayfield	5,670	5,670	100.00%
1.060	1840	School Latch Key	150,000	144,768	96.51%

Willoughby-Eastlake City School District
Revenue vs Estimate Report
For The Month Ended April 30, 2023

			10/12	83.33%	% OF
SM-2	RECEIPT		FISCAL YR	FYTD	FISCAL YR
LINE #	CODE	REVENUE SOURCE	2023 ESTIMATE	ACTUAL	2023 ESTIMATE

Line 1.060 Continued

1.060	1860	Fines-lost/replaced/damaged Books	\$ 2,000	\$ 4,116	205.82%
1.060	1880	Compensation for Prop. Tax Exemption	215,000	272,309	126.66%
1.060	1890	Other Revenue & Miscellaneous	600,390	373,980	62.29%
			\$ 3,744,660	\$ 3,172,661	84.72%

	Total Revenue	\$ 109,971,593	\$ 102,508,237	93.21%
--	----------------------	-----------------------	-----------------------	---------------

Other Financing Sources:

2.040	5100	Transfers In	\$ 15,000	\$ -	0.00%
2.050	5220	Advances In	766,850	766,850	100.00%
2.060	5300	Refund of Prior Year Expenditure	523,478	523,478	100.00%
2.060	1931	Sale of Real Property	-	-	0.00%
2.060	1933	Sale of Personal Property	30,000	3,850	12.83%
2.060	1934	Insurance Proceeds	50,000	17,169	34.34%

	Total Other Financing Sources	\$ 1,385,328	\$ 1,311,346	94.66%
--	--------------------------------------	---------------------	---------------------	---------------

	Total Revenue and Other Financing Sources	\$ 111,356,920	\$ 103,819,583	93.23%
--	--	-----------------------	-----------------------	---------------

Willoughby-Eastlake City School District
Expenditure vs Appropriation Report
For The Month Ended April 30, 2023

SM-2 LINE #	EXPENDITURES	PERMANENT APPROPRIATION FISCAL YR 2023	83.33% FYTD 2023 ACTUAL	% OF PERMANENT APPROPRIATIONS FISCAL YR 2023
111	Certified Employees Salary	\$ 42,224,334	\$ 35,403,223	83.85%
112	Sub Teachers	1,200,000	1,047,324	87.28%
113	Extra Duty/Supplemental Teachers	992,458	621,778	62.65%
119	Other Certified - Meetings, Events, etc.	370,000	221,614	59.90%
139	Other Salary - Certified	7,542	6,709	88.96%
141	Classified Support Employees	10,262,270	8,706,412	84.84%
142	Sub Employees	231,459	176,121	76.09%
143	Extra Duty/Supplemental Classified	392,014	335,473	85.58%
144	Overtime	157,037	112,040	71.35%
149	Additional Hours	78,260	43,661	55.79%
171	Board Members	22,750	11,375	50.00%
3.010	SALARIES & WAGES	\$ 55,938,124	\$ 46,685,729	83.46%
211	STRS Retirement	\$ 6,834,560	\$ 6,111,299	89.42%
213	Medicare Tax Payments	903,145	709,785	78.59%
221	SERS Retirement	1,755,552	1,618,354	92.18%
222	SERS Retirement Pick-Up	59,650	46,389	77.77%
223	Social Security	300	-	0.00%
231	Tuition Reimbursement	-	-	0.00%
232	Uniform, Tools and Equipment Reimb.	79,400	45,704	57.56%
239	Insurance Waiver	306,387	232,614	75.92%
241	Medical Insurance - Certified	6,247,517	5,132,824	82.16%
242	Life Insurance - Certified	100,000	73,970	73.97%
251	Medical Insurance - Classified	1,800,000	1,403,782	77.99%
252	Life Insurance - Classified	25,000	16,458	65.83%
260	Workers Compensation	250,000	-	0.00%
281	Unemployment Compensation	30,000	-	0.00%
291	Other Benefits	775	690	89.01%
3.020	FRINGES	\$ 18,392,286	\$ 15,391,870	83.69%
411	Instructional Services	\$ 267,000	\$ 176,109	65.96%
412	Instructional Improvement Services	67,500	62,957	93.27%
413	Health Services	292,540	260,881	89.18%
414	Staff Services	39,940	33,258	83.27%
415	Management Services	364,732	323,879	88.80%
416	Data Processing	262,340	189,423	72.21%
417	Statistical Services	16,030	12,980	80.97%
418	Professional/Legal Services	362,330	193,793	53.49%
419	Other Professional Services	125,080	70,136	56.07%

Willoughby-Eastlake City School District
Expenditure vs Appropriation Report
For The Month Ended April 30, 2023

SM-2 LINE #	EXPENDITURES	PERMANENT APPROPRIATION FISCAL YR 2023	83.33% FYTD 2023 ACTUAL	% OF PERMANENT APPROPRIATIONS FISCAL YR 2023
400'S CONTINUED				
422	Garbage Removal & Cleaning	\$ 77,000	\$ 63,908	83.00%
423	Repairs	964,667	736,961	76.40%
425	Rental Contracts/Agreements	49,100	37,205	75.77%
426	Copier Lease	73,500	61,040	83.05%
429	Other Property Services	597,155	443,085	74.20%
439	Professional Meetings/Travel	92,118	46,463	50.44%
441	Telephones	69,000	36,214	52.48%
443	Postage	34,770	5,287	15.21%
444	Postage Machine Rental	3,000	3,266	108.86%
446	Advertising	2,260	1,004	44.42%
447	Internet Access Service	127,020	111,929	88.12%
449	Other Services	7,000	6,465	92.36%
451	Electric	1,400,000	902,216	64.44%
452	Water/Sewage	100,000	93,784	93.78%
453	Gas Heat	500,000	319,722	63.94%
461	Printing	77,200	58,120	75.29%
469	Other Trade Services	76,215	48,702	63.90%
471	Tuition - Other Districts Regular	1,127,600	428,839	38.03%
473	Tuition - Private Facility	30,000	6,374	21.25%
474	Tuition - Excess Costs	125,000	58,232	46.59%
475	Special Education Tuition - Other Dist.	959,995	441,283	45.97%
477	Open Enrollment Transfers/Adjustments	-	-	0.00%
478	Community School Payments	-	-	0.00%
479	Other Tuition - Post Secondary	1,753,900	1,712,341	97.63%
482	ESC Transportation	-	-	0.00%
483	Transportation Service	7,830,000	6,781,380	86.61%
484	Payment in Lieu of Transportation	78,000	1,381	1.77%
485	Transportation - Enrichment	1,186,835	872,812	73.54%
486	Transportation - Extracurricular	247,020	153,822	62.27%
499	Other Purchased Services	91,260	88,260	96.71%
3.030	PURCHASED SERVICES	\$ 19,477,107	\$ 14,843,511	76.21%
511	Instructional-Materials/Supplies	\$ 491,583	\$ 280,071	56.97%
512	Office-Materials/Supplies	142,937	43,314	30.30%
514	Health & Hygiene Supplies	19,954	16,369	82.03%
516	Software Materials	530,906	292,464	55.09%
517	Computer Supplies	229,518	138,223	60.22%
519	Other Supplies	1,000	-	0.00%

Willoughby-Eastlake City School District
Expenditure vs Appropriation Report
For The Month Ended April 30, 2023

SM-2 LINE #	EXPENDITURES	PERMANENT APPROPRIATION FISCAL YR 2023	83.33% FYTD 2023 ACTUAL	% OF PERMANENT APPROPRIATIONS FISCAL YR 2023
500'S CONTINUED				
	521 Textbooks	\$ 5,000	\$ 3,705	74.10%
	523 Textbook Rebinding	-	-	0.00%
	525 Online Materials	1,080	1,080	100.00%
	526 College Credit Plus Textbooks	110,000	47,493	43.18%
	531 Library Books	7,300	3,347	45.85%
	541 Newspapers	-	-	0.00%
	542 Periodicals	350	97	27.71%
	546 Digital Subscriptions	9,500	3,432	36.13%
	551 Supplies for Resale	595,735	464,800	78.02%
	552 Workbooks for Resale	-	(12)	0.00%
	569 Other - Food Expense	34,330	9,134	26.61%
	571 Grounds - Supplies	39,185	45,458	116.01%
	572 Maintenance - Supplies	318,780	269,813	84.64%
	573 Custodial - Supplies	50,200	27,654	55.09%
	581 Vehicle Supplies	28,020	5,958	21.26%
	582 Gasoline	642,000	522,120	81.33%
	590 Other Supplies & Materials	156,465	79,137	50.58%
3.040	SUPPLIES, MATERIALS & TEXTS	\$ 3,413,843	\$ 2,253,658	66.02%
	630 Site Improvements	\$ 36,080	\$ 24,400	67.63%
	644 Technical Equipment	98,099	3,674	3.74%
	645 Capitalized Equipment	74,718	50,495	67.58%
	650 Vehicles	-	-	0.00%
3.050	TOTAL CAPITAL OUTLAY	\$ 208,897	\$ 78,569	37.61%
4.055	811 Serial Bonds - Principal	\$ 87,000	\$ 87,000	100.00%
4.055	812 Short Term Notes - Principal	368,780	368,780	100.00%
4.050	814 Loans for Energy Conservation - Principal	545,000	545,000	100.00%
	PRINCIPAL PAYMENTS	\$ 1,000,780	\$ 1,000,780	100.00%
	821 Serial Bonds - Interest	\$ 14,230	\$ 14,230	100.00%
	822 Short Term Notes - Interest	423,479	423,478	100.00%
	824 Loans for Energy Conservation - Interest	113,275	113,275	100.00%
4.060	INTEREST PAYMENTS	\$ 550,983	\$ 550,983	100.00%
	839 Other Debt Service Payments	\$ -	\$ -	0.00%
	841 Membership Fees	30,640	23,942	78.14%
	842 Shipping & Freight Charges	5,250	2,097	39.94%

Willoughby-Eastlake City School District
Expenditure vs Appropriation Report
For The Month Ended April 30, 2023

SM-2 LINE #	EXPENDITURES	PERMANENT APPROPRIATION FISCAL YR 2023	83.33% FYTD 2023 ACTUAL	% OF PERMANENT APPROPRIATIONS FISCAL YR 2023
800'S CONTINUED				
	843 Charges for Audit Exams	\$ 60,000	\$ 50,819	84.70%
	844 ESC Per Pupil Deduction	46,000	38,272	83.20%
	845 Property Tax Collection Fees	953,800	795,461	83.40%
	846 Election Expenses	50,000	481	0.96%
	847 Delinquent Land Taxes	170,000	298,161	175.39%
	848 Bank Charges	51,200	40,181	78.48%
	849 Other Dues & Fees	61,474	34,390	55.94%
	851 Liability Insurance	453,400	406,106	89.57%
	882 Awards/Prizes for Competition	-	-	0.00%
	889 Other Awards and Prizes	8,570	191	2.22%
	899 Miscellaneous	15,340	10,413	67.88%
4.300	OTHER EXPENSES	\$ 1,905,674	\$ 1,700,513	89.23%
5.010	911 Transfers	\$ 750,000	710,377	94.72%
5.020	921 Advances	2,000,000	-	0.00%
	TRANSFERS & ADVANCES	\$ 2,750,000	\$ 710,377	25.83%
5.050	TOTAL EXPENDITURES	\$ 103,637,693	\$ 83,215,990	80.30%

Start Date: 04/01/2023

End Date: 04/30/2023

Willoughby-Eastlake City BOE Disbursement Summary Report

Reference Number	Check Number	Date	Type	Status	Name	Amount	Reconcile Date	Void Date
65314	0	4/12/2023	PAYROLL	RECONCILED	Willoughby-Eastlake City	\$ 2,576,363.41	4/30/2023	
65502	0	4/21/2023	PAYROLL	RECONCILED	Willoughby-Eastlake City	2,575,306.68	4/30/2023	
65304	653254	4/5/2023	ACCOUNTS_PAYABLE VOID		ABA OUTREACH SERVICES	20,235.00		4/11/2023
65287	653255	4/5/2023	ACCOUNTS_PAYABLE RECONCILED		ACT	45.00	4/30/2023	
65309	653256	4/5/2023	ACCOUNTS_PAYABLE RECONCILED		ADVANCED GAS & WELDING	105.15	4/30/2023	
65294	653257	4/5/2023	ACCOUNTS_PAYABLE RECONCILED		AIR FORCE ONE INC	3,245.00	4/30/2023	
65269	653258	4/5/2023	ACCOUNTS_PAYABLE RECONCILED		AIR TRAINING SOLUTIONS	199.80	4/30/2023	
65312	653259	4/5/2023	ACCOUNTS_PAYABLE RECONCILED		ALKO SEWING CENTER	30.00	4/30/2023	
65227	653260	4/5/2023	ACCOUNTS_PAYABLE RECONCILED		ALLHEART	1,613.38	4/30/2023	
65219	653261	4/5/2023	ACCOUNTS_PAYABLE RECONCILED		AMAZON CAPITAL SERVICES, INC	6,397.86	4/30/2023	
65265	653262	4/5/2023	ACCOUNTS_PAYABLE RECONCILED		APPLEWOOD CENTERS INC	20,995.00	4/30/2023	
65250	653263	4/5/2023	ACCOUNTS_PAYABLE OUTSTANDING		ASIAN SERVICES IN ACTION INC	244.89		
65228	653264	4/5/2023	ACCOUNTS_PAYABLE RECONCILED		AUTOZONE STORES LLC	777.89	4/30/2023	
65256	653265	4/5/2023	ACCOUNTS_PAYABLE RECONCILED		BEST TRUCK EQUIP INC	1,089.94	4/30/2023	
65246	653266	4/5/2023	ACCOUNTS_PAYABLE RECONCILED		BIOMETRIC INFORMATION MGMT	800.00	4/30/2023	
65230	653267	4/5/2023	ACCOUNTS_PAYABLE RECONCILED		BRODZINSKI, KEVIN R	292.50	4/30/2023	
65217	653268	4/5/2023	ACCOUNTS_PAYABLE RECONCILED		C. PEARSON TROPHY & SALES CO	2,006.25	4/30/2023	
65261	653269	4/5/2023	ACCOUNTS_PAYABLE RECONCILED		CAMPUS IVY	380.00	4/30/2023	
65222	653270	4/5/2023	ACCOUNTS_PAYABLE RECONCILED		CARNER, CHRISTOPHER	700.00	4/30/2023	
65306	653271	4/5/2023	ACCOUNTS_PAYABLE RECONCILED		CEC-OHIO	400.00	4/30/2023	
65291	653272	4/5/2023	ACCOUNTS_PAYABLE RECONCILED		CHRISTIAN, MARC	292.50	4/30/2023	
65249	653273	4/5/2023	ACCOUNTS_PAYABLE RECONCILED		CINTAS CORPORATION	184.82	4/30/2023	
65293	653274	4/5/2023	ACCOUNTS_PAYABLE RECONCILED		CIRO'S SEWER CLEANING INC	830.00	4/30/2023	
65295	653275	4/5/2023	ACCOUNTS_PAYABLE RECONCILED		COMMONWEALTH LUMBER	12.59	4/30/2023	
65305	653276	4/5/2023	ACCOUNTS_PAYABLE RECONCILED		CPI	200.00	4/30/2023	
65260	653277	4/5/2023	ACCOUNTS_PAYABLE RECONCILED		CZUBAJ, MICHAEL	880.00	4/30/2023	

Start Date: 04/01/2023

End Date: 04/30/2023

Willoughby-Eastlake City
BOE Disbursement Summary Report

Reference Number	Check Number	Date	Type	Status	Name	Amount	Reconcile Date	Void Date
65237	653278	4/5/2023	ACCOUNTS_PAYABLE RECONCILED		DCW GROUP	\$ 10,000.00	4/30/2023	
65262	653279	4/5/2023	ACCOUNTS_PAYABLE RECONCILED		DIETZ, JEFFREY	500.00	4/30/2023	
65300	653280	4/5/2023	ACCOUNTS_PAYABLE RECONCILED		DOMINION ENERGY OHIO	1,234.06	4/30/2023	
65233	653281	4/5/2023	ACCOUNTS_PAYABLE OUTSTANDING		EASTLAKE POLICE DEPT	50.00		
65281	653282	4/5/2023	ACCOUNTS_PAYABLE RECONCILED		ELLEN R BRICK MA LLC	3,250.00	4/30/2023	
65231	653283	4/5/2023	ACCOUNTS_PAYABLE RECONCILED		ESC OF NORTHEAST OHIO	14,093.50	4/30/2023	
65268	653284	4/5/2023	ACCOUNTS_PAYABLE RECONCILED		EUCLID CITY SCHOOLS	6,812.50	4/30/2023	
65313	653285	4/5/2023	ACCOUNTS_PAYABLE OUTSTANDING		EYMAN, KURT C	62.75		
65254	653286	4/5/2023	ACCOUNTS_PAYABLE RECONCILED		FALZONE, MONICA	27.84	4/30/2023	
65267	653287	4/5/2023	ACCOUNTS_PAYABLE RECONCILED		FASTSPRING	395.00	4/30/2023	
65280	653288	4/5/2023	ACCOUNTS_PAYABLE RECONCILED		FIRST AMERICAN ADMINISTRATORS INC	3,422.10	4/30/2023	
65245	653289	4/5/2023	ACCOUNTS_PAYABLE RECONCILED		GENERATOR SYSTEMS LLC	1,422.05	4/30/2023	
65232	653290	4/5/2023	ACCOUNTS_PAYABLE RECONCILED		GEORGE, LISA	329.36	4/30/2023	
65303	653291	4/5/2023	ACCOUNTS_PAYABLE RECONCILED		GOPHER SPORT STEM SUPPLIES	799.00	4/30/2023	
65289	653292	4/5/2023	ACCOUNTS_PAYABLE RECONCILED		HANDY RENTS-ALADDIN RENTS	377.35	4/30/2023	
65271	653293	4/5/2023	ACCOUNTS_PAYABLE RECONCILED		HOSTA, KYLE	585.00	4/30/2023	
65266	653294	4/5/2023	ACCOUNTS_PAYABLE RECONCILED		JDS INDUSTRIES INC	475.20	4/30/2023	
65275	653295	4/5/2023	ACCOUNTS_PAYABLE RECONCILED		KELLER, LAWRENCE	1,217.98	4/30/2023	
65240	653296	4/5/2023	ACCOUNTS_PAYABLE RECONCILED		KELLY, BRIAN J	585.00	4/30/2023	
65253	653297	4/5/2023	ACCOUNTS_PAYABLE RECONCILED		KONE	966.74	4/30/2023	
65284	653298	4/5/2023	ACCOUNTS_PAYABLE RECONCILED		L. C. DEPT OF UTILITIES	1,614.18	4/30/2023	
65244	653299	4/5/2023	ACCOUNTS_PAYABLE RECONCILED		LAKE HEALTH	70.00	4/30/2023	
65218	653300	4/5/2023	ACCOUNTS_PAYABLE RECONCILED		LAKESHORE LEARNING MATERIALS	545.67	4/30/2023	
65290	653301	4/5/2023	ACCOUNTS_PAYABLE RECONCILED		LEARNWELL	478.80	4/30/2023	
65264	653302	4/5/2023	ACCOUNTS_PAYABLE RECONCILED		LENTINE, LOUIS M	550.00	4/30/2023	
65296	653303	4/5/2023	ACCOUNTS_PAYABLE RECONCILED		LLA THERAPY LLC	93.75	4/30/2023	
65292	653304	4/5/2023	ACCOUNTS_PAYABLE RECONCILED		MARTIN, MICHAEL	292.50	4/30/2023	
65224	653305	4/5/2023	ACCOUNTS_PAYABLE RECONCILED		MAXIM HEALTHCARE SERVICES, INC	3,294.50	4/30/2023	

Start Date: 04/01/2023

End Date: 04/30/2023

Willoughby-Eastlake City BOE Disbursement Summary Report

Reference Number	Check Number	Date	Type	Status	Name	Amount	Reconcile Date	Void Date
65242	653306	4/5/2023	ACCOUNTS_PAYABLE RECONCILED		MICHIGAN HEALTH COUNCIL	\$ 50.00	4/30/2023	
65279	653307	4/5/2023	ACCOUNTS_PAYABLE RECONCILED		MICRO CENTER	191.86	4/30/2023	
65278	653308	4/5/2023	ACCOUNTS_PAYABLE RECONCILED		MJ TREE SERVICE INC	3,200.00	4/30/2023	
65285	653309	4/5/2023	ACCOUNTS_PAYABLE RECONCILED		ODP BUSINESS SOLUTIONS LLC	1,854.90	4/30/2023	
65276	653310	4/5/2023	ACCOUNTS_PAYABLE OUTSTANDING		OHIO ASSOCIATION OF PUPIL SERVICES ADMINISTRATORS	125.00		
65274	653311	4/5/2023	ACCOUNTS_PAYABLE RECONCILED		OHIO ASSOCIATION OF SECONDARY SCHOOL ADMINISTRATORS	295.00	4/30/2023	
65263	653312	4/5/2023	ACCOUNTS_PAYABLE RECONCILED		OHIO SCHOOL BOARDS ASSOCIATION	310.00	4/30/2023	
65255	653313	4/5/2023	ACCOUNTS_PAYABLE RECONCILED		OHIO SCHOOLS COUNCIL - GAS	10,297.00	4/30/2023	
65298	653314	4/5/2023	ACCOUNTS_PAYABLE OUTSTANDING		PAPA MANGIA RESTAURANTS LLC	22.00		
65259	653315	4/5/2023	ACCOUNTS_PAYABLE RECONCILED		PAR INC	3,306.14	4/30/2023	
65272	653316	4/5/2023	ACCOUNTS_PAYABLE RECONCILED		PLAYGROUND WORLD INC	173.50	4/30/2023	
65252	653317	4/5/2023	ACCOUNTS_PAYABLE RECONCILED		POPULI, INC	1,564.00	4/30/2023	
65310	653318	4/5/2023	ACCOUNTS_PAYABLE RECONCILED		POWERSCHOOL GROUP LLC	9,565.00	4/30/2023	
65223	653319	4/5/2023	ACCOUNTS_PAYABLE RECONCILED		PRIMEX WIRELESS INC	1,623.30	4/30/2023	
65251	653320	4/5/2023	ACCOUNTS_PAYABLE RECONCILED		QUILL CORPORATION	43.18	4/30/2023	
65235	653321	4/5/2023	ACCOUNTS_PAYABLE RECONCILED		RAPTOR TECHNOLOGIES LLC	7,883.70	4/30/2023	
65301	653322	4/5/2023	ACCOUNTS_PAYABLE RECONCILED		RASCAL HOUSE PIZZA	51.98	4/30/2023	
65282	653323	4/5/2023	ACCOUNTS_PAYABLE RECONCILED		REFRIGERATION SALES CORP	49.42	4/30/2023	
65270	653324	4/5/2023	ACCOUNTS_PAYABLE RECONCILED		RLEWIS CONSULTING LLC	1,012.00	4/30/2023	
65236	653325	4/5/2023	ACCOUNTS_PAYABLE RECONCILED		ROBERTS ROOFING COMPANY	2,800.00	4/30/2023	
65302	653326	4/5/2023	ACCOUNTS_PAYABLE RECONCILED		ROBERTS, CANDIE	282.96	4/30/2023	
65234	653327	4/5/2023	ACCOUNTS_PAYABLE RECONCILED		SANTEE LOCKS & MORE LLC	79.95	4/30/2023	
65239	653328	4/5/2023	ACCOUNTS_PAYABLE RECONCILED		SCHOLASTIC BOOK FAIRS - 15	1,294.57	4/30/2023	

Start Date: 04/01/2023

End Date: 04/30/2023

Willoughby-Eastlake City BOE Disbursement Summary Report

Reference Number	Check Number	Date	Type	Status	Name	Amount	Reconcile Date	Void Date
65241	653329	4/5/2023	ACCOUNTS_PAYABLE RECONCILED		SCHOOL HEALTH CORP	\$ 46.20	4/30/2023	
65273	653330	4/5/2023	ACCOUNTS_PAYABLE RECONCILED		SCHOOL SPECIALTY LLC	822.98	4/30/2023	
65286	653331	4/5/2023	ACCOUNTS_PAYABLE RECONCILED		SONOVA USA INC	148.99	4/30/2023	
65288	653332	4/5/2023	ACCOUNTS_PAYABLE OUTSTANDING		SPAKES, GREGORY T	156.00		
65220	653333	4/5/2023	ACCOUNTS_PAYABLE RECONCILED		STAPLES	1,264.57	4/30/2023	
65229	653334	4/5/2023	ACCOUNTS_PAYABLE RECONCILED		SUPERIOR AUTO PARTS	1,164.50	4/30/2023	
65297	653335	4/5/2023	ACCOUNTS_PAYABLE RECONCILED		SWEETWATER SOUND INC	563.97	4/30/2023	
65247	653336	4/5/2023	ACCOUNTS_PAYABLE RECONCILED		T-MOBILE	893.33	4/30/2023	
65308	653337	4/5/2023	ACCOUNTS_PAYABLE RECONCILED		TANNER JR, RALPH E	602.61	4/30/2023	
65307	653338	4/5/2023	ACCOUNTS_PAYABLE RECONCILED		TARKA TECHNOLOGY GROUP LLC	2,843.50	4/30/2023	
65225	653339	4/5/2023	ACCOUNTS_PAYABLE RECONCILED		TEKNOPRO	2,966.00	4/30/2023	
65221	653340	4/5/2023	ACCOUNTS_PAYABLE RECONCILED		THE BULK BOOKSTORE	2,598.90	4/30/2023	
65226	653341	4/5/2023	ACCOUNTS_PAYABLE RECONCILED		THE CITY OF WILLOUGHBY	18,432.38	4/30/2023	
65283	653342	4/5/2023	ACCOUNTS_PAYABLE RECONCILED		THE HOLDEN ARBORETUM	576.00	4/30/2023	
65258	653343	4/5/2023	ACCOUNTS_PAYABLE RECONCILED		TRANSFER EXPRESS INC	624.24	4/30/2023	
65299	653344	4/5/2023	ACCOUNTS_PAYABLE RECONCILED		TREASURER, STATE OF OHIO	369.00	4/30/2023	
65243	653345	4/5/2023	ACCOUNTS_PAYABLE RECONCILED		TSA CONSULTING GROUP INC	208.34	4/30/2023	
65277	653346	4/5/2023	ACCOUNTS_PAYABLE RECONCILED		TYLICKI GIUSTO, KIMBERLY	186.55	4/30/2023	
65257	653347	4/5/2023	ACCOUNTS_PAYABLE RECONCILED		UH OCCUPATIONAL HEALTH	1,278.30	4/30/2023	
65248	653348	4/5/2023	ACCOUNTS_PAYABLE RECONCILED		VOYAGER SOPRIS LEARNING INC	3,861.00	4/30/2023	
65311	653349	4/5/2023	ACCOUNTS_PAYABLE RECONCILED		WASTE MANAGEMENT	254.61	4/30/2023	
65238	653350	4/5/2023	ACCOUNTS_PAYABLE RECONCILED		WILLOUGHBY PRINTING CO INC	142.56	4/30/2023	
65351	653351	4/14/2023	ACCOUNTS_PAYABLE RECONCILED		ABS MONEY SYSTEMS INC	1,035.10	4/30/2023	
65348	653352	4/14/2023	ACCOUNTS_PAYABLE RECONCILED		ACTIVE PLUMBING SUPPLY	811.23	4/30/2023	
65361	653353	4/14/2023	ACCOUNTS_PAYABLE RECONCILED		ALLERTON HILL COMMUNICATIONS	6,250.00	4/30/2023	
65350	653354	4/14/2023	ACCOUNTS_PAYABLE RECONCILED		ALLHEART	5.00	4/30/2023	

Start Date: 04/01/2023

End Date: 04/30/2023

Willoughby-Eastlake City
BOE Disbursement Summary Report

Reference Number	Check Number	Date	Type	Status	Name	Amount	Reconcile Date	Void Date
65317	653355	4/14/2023	ACCOUNTS_PAYABLE RECONCILED		AMAZON CAPITAL SERVICES, INC	\$ 6,698.65	4/30/2023	
65406	653356	4/14/2023	ACCOUNTS_PAYABLE RECONCILED		APPLE COMPUTER INC	899.00	4/30/2023	
65403	653357	4/14/2023	ACCOUNTS_PAYABLE RECONCILED		BANK OF AMERICA LOCKBOX SVCS	874,169.73	4/30/2023	
65370	653358	4/14/2023	ACCOUNTS_PAYABLE RECONCILED		BARNES & NOBLE BOOKSELLERS INC	1,367.50	4/30/2023	
65356	653359	4/14/2023	ACCOUNTS_PAYABLE RECONCILED		BEACHWOOD CITY SCHOOLS	64,575.17	4/30/2023	
65359	653360	4/14/2023	ACCOUNTS_PAYABLE RECONCILED		BIXEL, ELIZABETH F	37.66	4/30/2023	
65380	653361	4/14/2023	ACCOUNTS_PAYABLE RECONCILED		BLICK ART MATERIALS	157.38	4/30/2023	
65331	653362	4/14/2023	ACCOUNTS_PAYABLE RECONCILED		BRODZINSKI, KEVIN R	526.50	4/30/2023	
65395	653363	4/14/2023	ACCOUNTS_PAYABLE RECONCILED		BULLDOG BATTERY INC	155.88	4/30/2023	
65374	653364	4/14/2023	ACCOUNTS_PAYABLE RECONCILED		CARNER, CHRISTOPHER	4,000.00	4/30/2023	
65344	653365	4/14/2023	ACCOUNTS_PAYABLE RECONCILED		CCT FINANCIAL	204.75	4/30/2023	
65363	653366	4/14/2023	ACCOUNTS_PAYABLE RECONCILED		CHARTWELLS	244,416.42	4/30/2023	
65391	653367	4/14/2023	ACCOUNTS_PAYABLE RECONCILED		CHESSMAN ENTERPRISES INC	125.00	4/30/2023	
65360	653368	4/14/2023	ACCOUNTS_PAYABLE RECONCILED		CINTAS CORPORATION	92.41	4/30/2023	
65397	653369	4/14/2023	ACCOUNTS_PAYABLE RECONCILED		CLARK, ADAM	292.50	4/30/2023	
65389	653370	4/14/2023	ACCOUNTS_PAYABLE RECONCILED		COMMSERV	19,075.00	4/30/2023	
65393	653371	4/14/2023	ACCOUNTS_PAYABLE RECONCILED		COMPLETE PEST MANAGEMENT LTD	350.00	4/30/2023	
65319	653372	4/14/2023	ACCOUNTS_PAYABLE OUTSTANDING		CURRICULUM K12 PARTNERS INC	1,800.00		
65384	653373	4/14/2023	ACCOUNTS_PAYABLE RECONCILED		CXTEC INC	557.94	4/30/2023	
65336	653374	4/14/2023	ACCOUNTS_PAYABLE RECONCILED		DEX IMAGING LLC	7,555.36	4/30/2023	
65379	653375	4/14/2023	ACCOUNTS_PAYABLE OUTSTANDING		DIETZ, JEFFREY	400.00		
65354	653376	4/14/2023	ACCOUNTS_PAYABLE RECONCILED		ELECTRICAL APPLIANCE REPAIR	379.50	4/30/2023	
65327	653377	4/14/2023	ACCOUNTS_PAYABLE RECONCILED		ESC OF NORTHEAST OHIO	24,628.84	4/30/2023	
65399	653378	4/14/2023	ACCOUNTS_PAYABLE RECONCILED		FAMILY PRIDE OF NORTHEAST OHIO INC	2,100.00	4/30/2023	
65349	653379	4/14/2023	ACCOUNTS_PAYABLE RECONCILED		FESTIVALS OF MUSIC	6,118.00	4/30/2023	
65322	653380	4/14/2023	ACCOUNTS_PAYABLE RECONCILED		FLAGHOUSE INC	173.22	4/30/2023	

Start Date: 04/01/2023

End Date: 04/30/2023

Willoughby-Eastlake City
BOE Disbursement Summary Report

Reference Number	Check Number	Date	Type	Status	Name	Amount	Reconcile Date	Void Date
65338	653381	4/14/2023	ACCOUNTS_PAYABLE	RECONCILED	FOLLETT HIGHER EDUCATION GROUP LLC	\$ 39.96	4/30/2023	
65377	653382	4/14/2023	ACCOUNTS_PAYABLE	RECONCILED	FUSION CLOUD SERVICES LLC	613.91	4/30/2023	
65320	653383	4/14/2023	ACCOUNTS_PAYABLE	RECONCILED	GENE PTACEK & SON FIRE EQUIP	639.00	4/30/2023	
65367	653384	4/14/2023	ACCOUNTS_PAYABLE	RECONCILED	GENERATOR SYSTEMS LLC	793.90	4/30/2023	
65401	653385	4/14/2023	ACCOUNTS_PAYABLE	RECONCILED	GOODMAN DISTRIBUTION INC	18.90	4/30/2023	
65325	653386	4/14/2023	ACCOUNTS_PAYABLE	RECONCILED	GRAINGER, INC.	189.63	4/30/2023	
65324	653387	4/14/2023	ACCOUNTS_PAYABLE	RECONCILED	HCI/BUCKEYE EDUCATIONAL SYSTEMS	736.92	4/30/2023	
65365	653388	4/14/2023	ACCOUNTS_PAYABLE	RECONCILED	HOGAN BUS SERVICE INC	24,275.37	4/30/2023	
65315	653389	4/14/2023	ACCOUNTS_PAYABLE	RECONCILED	HUDSON, CHAD	1,189.50	4/30/2023	
65353	653390	4/14/2023	ACCOUNTS_PAYABLE	RECONCILED	ILLUMINATING CO	19,154.81	4/30/2023	
65388	653391	4/14/2023	ACCOUNTS_PAYABLE	RECONCILED	JACKSON, MATTHEW	292.50	4/30/2023	
65358	653392	4/14/2023	ACCOUNTS_PAYABLE	RECONCILED	JOHNSON PLASTICS PLUS	31.90	4/30/2023	
65355	653393	4/14/2023	ACCOUNTS_PAYABLE	RECONCILED	JOSTEN'S	26.74	4/30/2023	
65332	653394	4/14/2023	ACCOUNTS_PAYABLE	RECONCILED	KEEPER, KURTIS R	585.00	4/30/2023	
65385	653395	4/14/2023	ACCOUNTS_PAYABLE	RECONCILED	KELLY, BRIAN J	292.50	4/30/2023	
65369	653396	4/14/2023	ACCOUNTS_PAYABLE	RECONCILED	LENTINE, LOUIS M	450.00	4/30/2023	
65404	653397	4/14/2023	ACCOUNTS_PAYABLE	RECONCILED	LIBERTY MUTUAL INSURANCE CO	10,891.42	4/30/2023	
65383	653398	4/14/2023	ACCOUNTS_PAYABLE	RECONCILED	LIFE SAFETY SYSTEMS LLC	1,256.00	4/30/2023	
65398	653399	4/14/2023	ACCOUNTS_PAYABLE	RECONCILED	LINGO COMMUNICATIONS, LLC	194.40	4/30/2023	
65329	653400	4/14/2023	ACCOUNTS_PAYABLE	RECONCILED	LOWE'S COMPANIES, INC	777.77	4/30/2023	
65400	653401	4/14/2023	ACCOUNTS_PAYABLE	RECONCILED	MARZEN EQUIPMENT SERVICES LLC	530.54	4/30/2023	
65372	653402	4/14/2023	ACCOUNTS_PAYABLE	OUTSTANDING	MASTER PIZZA EASTLAKE	404.96		
65366	653403	4/14/2023	ACCOUNTS_PAYABLE	RECONCILED	MAYFIELD CITY SCHOOLS	630.00	4/30/2023	
65340	653404	4/14/2023	ACCOUNTS_PAYABLE	RECONCILED	MEDICAL SCRUBS COLLECTION NJ	14,358.98	4/30/2023	
65378	653405	4/14/2023	ACCOUNTS_PAYABLE	RECONCILED	MEYERS, SHELBY	91.70	4/30/2023	

Start Date: 04/01/2023

End Date: 04/30/2023

Willoughby-Eastlake City BOE Disbursement Summary Report

Reference Number	Check Number	Date	Type	Status	Name	Amount	Reconcile Date	Void Date
65362	653406	4/14/2023	ACCOUNTS_PAYABLE RECONCILED		MICRO CENTER	\$ 580.78	4/30/2023	
65316	653407	4/14/2023	ACCOUNTS_PAYABLE RECONCILED		MUSIC AND ARTS	268.21	4/30/2023	
65328	653408	4/14/2023	ACCOUNTS_PAYABLE RECONCILED		MYERS, NICOLE	213.67	4/30/2023	
65381	653409	4/14/2023	ACCOUNTS_PAYABLE RECONCILED		NATIONAL ASSOC FOR MUSIC ED	149.00	4/30/2023	
65402	653410	4/14/2023	ACCOUNTS_PAYABLE RECONCILED		NEONET	13,476.84	4/30/2023	
65321	653411	4/14/2023	ACCOUNTS_PAYABLE RECONCILED		NICHOLS PAPER & SUPPLY CO	18,313.49	4/30/2023	
65333	653412	4/14/2023	ACCOUNTS_PAYABLE RECONCILED		O'REILLY AUTO STORES INC	687.23	4/30/2023	
65335	653413	4/14/2023	ACCOUNTS_PAYABLE RECONCILED		O.E. MEYER CO	438.48	4/30/2023	
65392	653414	4/14/2023	ACCOUNTS_PAYABLE OUTSTANDING		PECON, THERESE	313.64		
65407	653415	4/14/2023	ACCOUNTS_PAYABLE RECONCILED		PETERS KALAIL & MARKAKIS CO L.P.A	786.03	4/30/2023	
65346	653416	4/14/2023	ACCOUNTS_PAYABLE RECONCILED		PETRIC, ZACHARY	273.00	4/30/2023	
65382	653417	4/14/2023	ACCOUNTS_PAYABLE RECONCILED		PITNEY BOWES	605.86	4/30/2023	
65390	653418	4/14/2023	ACCOUNTS_PAYABLE RECONCILED		QUILL CORPORATION	86.80	4/30/2023	
65345	653419	4/14/2023	ACCOUNTS_PAYABLE RECONCILED		RAINBOW RESOURCE CENTER	102.98	4/30/2023	
65364	653420	4/14/2023	ACCOUNTS_PAYABLE RECONCILED		RE-ED ACCESS	5,310.00	4/30/2023	
65373	653421	4/14/2023	ACCOUNTS_PAYABLE RECONCILED		RE-ED TRANSPORTATION	4,795.00	4/30/2023	
65387	653422	4/14/2023	ACCOUNTS_PAYABLE RECONCILED		RE-EDUCATION SERVICES INC	22,666.00	4/30/2023	
65357	653423	4/14/2023	ACCOUNTS_PAYABLE RECONCILED		REA & ASSOCIATES INC	6,188.00	4/30/2023	
65323	653424	4/14/2023	ACCOUNTS_PAYABLE RECONCILED		REFRIGERATION SALES CORP	451.57	4/30/2023	
65334	653425	4/14/2023	ACCOUNTS_PAYABLE RECONCILED		REIK, LAWRENCE	292.50	4/30/2023	
65343	653426	4/14/2023	ACCOUNTS_PAYABLE RECONCILED		RETTIG MUSIC INC	2,189.92	4/30/2023	
65341	653427	4/14/2023	ACCOUNTS_PAYABLE RECONCILED		SALONCENTRIC INC	150.60	4/30/2023	
65342	653428	4/14/2023	ACCOUNTS_PAYABLE RECONCILED		SCHOOL HEALTH CORP	84.02	4/30/2023	
65371	653429	4/14/2023	ACCOUNTS_PAYABLE RECONCILED		SELL, SCOTT A	28.95	4/30/2023	
65386	653430	4/14/2023	ACCOUNTS_PAYABLE RECONCILED		SHERWIN WILLIAMS CO	941.16	4/30/2023	
65330	653431	4/14/2023	ACCOUNTS_PAYABLE RECONCILED		STAPLES	414.90	4/30/2023	
65352	653432	4/14/2023	ACCOUNTS_PAYABLE RECONCILED		SUPERIOR AUTO PARTS	31.38	4/30/2023	
65337	653433	4/14/2023	ACCOUNTS_PAYABLE OUTSTANDING		SVITAVSKY, TRACEY	32.29		
65318	653434	4/14/2023	ACCOUNTS_PAYABLE RECONCILED		T-MOBILE	40.00	4/30/2023	
65394	653435	4/14/2023	ACCOUNTS_PAYABLE RECONCILED		THOMAS FENCE CO	1,780.00	4/30/2023	

Start Date: 04/01/2023

End Date: 04/30/2023

Willoughby-Eastlake City
BOE Disbursement Summary Report

Reference Number	Check Number	Date	Type	Status	Name	Amount	Reconcile Date	Void Date
					INC			
65405	653436	4/14/2023	ACCOUNTS_PAYABLE RECONCILED		TRANSWORLD SYSTEMS INC	\$ 149.62	4/30/2023	
65326	653437	4/14/2023	ACCOUNTS_PAYABLE RECONCILED		VERIZON WIRELESS	421.71	4/30/2023	
65368	653438	4/14/2023	ACCOUNTS_PAYABLE RECONCILED		WASTE MANAGEMENT	5,818.65	4/30/2023	
65376	653439	4/14/2023	ACCOUNTS_PAYABLE RECONCILED		WILLO TRANSPORTATION	91,476.00	4/30/2023	
65396	653440	4/14/2023	ACCOUNTS_PAYABLE RECONCILED		WILLOUGHBY PRINTING CO INC	55.60	4/30/2023	
65375	653441	4/14/2023	ACCOUNTS_PAYABLE RECONCILED		WOLFF BROS SUPPLY INC	325.78	4/30/2023	
65339	653442	4/14/2023	ACCOUNTS_PAYABLE RECONCILED		WOODHILL SUPPLY INC	2,149.37	4/30/2023	
65347	653443	4/14/2023	ACCOUNTS_PAYABLE RECONCILED		ZINNER, BRANDON	292.50	4/30/2023	
65408	653444	4/21/2023	REFUND	RECONCILED	LEWIS, MARIO	90.00	4/30/2023	
65409	653445	4/21/2023	REFUND	OUTSTANDING	VAN HORN, KEVIN	90.00		
65410	653446	4/21/2023	REFUND	RECONCILED	BAUR, ASHLEE	90.00	4/30/2023	
65411	653447	4/21/2023	REFUND	RECONCILED	CLARKE, KRISTEN	90.00	4/30/2023	
65465	653448	4/21/2023	ACCOUNTS_PAYABLE RECONCILED		A.W. FARRELL & SON INC	553.52	4/30/2023	
65439	653449	4/21/2023	ACCOUNTS_PAYABLE RECONCILED		ABA OUTREACH SERVICES	5,625.00	4/30/2023	
65435	653450	4/21/2023	ACCOUNTS_PAYABLE RECONCILED		ADLER TEAM SPORTS	3,710.00	4/30/2023	
65489	653451	4/21/2023	ACCOUNTS_PAYABLE RECONCILED		ADVANCED GAS & WELDING	336.85	4/30/2023	
65493	653452	4/21/2023	ACCOUNTS_PAYABLE RECONCILED		AIR FORCE ONE INC	394.00	4/30/2023	
65419	653453	4/21/2023	ACCOUNTS_PAYABLE RECONCILED		ALLHEART	2,899.71	4/30/2023	
65445	653454	4/21/2023	ACCOUNTS_PAYABLE RECONCILED		ALMUR CONSTRUCTION INC	5,910.00	4/30/2023	
65415	653455	4/21/2023	ACCOUNTS_PAYABLE RECONCILED		AMAZON CAPITAL SERVICES, INC	4,971.77	4/30/2023	
65496	653456	4/21/2023	ACCOUNTS_PAYABLE RECONCILED		ANDERSON'S	3,505.25	4/30/2023	
65463	653457	4/21/2023	ACCOUNTS_PAYABLE RECONCILED		ANDREWS, BRIANA	427.10	4/30/2023	
65476	653458	4/21/2023	ACCOUNTS_PAYABLE RECONCILED		ARBITERPAY	500.00	4/30/2023	
65440	653459	4/21/2023	ACCOUNTS_PAYABLE RECONCILED		BEACHWOOD CITY SCHOOLS	500.00	4/30/2023	
65446	653460	4/21/2023	ACCOUNTS_PAYABLE RECONCILED		BEST TRUCK EQUIP INC	1,858.33	4/30/2023	
65490	653461	4/21/2023	ACCOUNTS_PAYABLE OUTSTANDING		CARRILLO, JOSE	292.50		
65457	653462	4/21/2023	ACCOUNTS_PAYABLE RECONCILED		CDW GOVERNMENT	818.92	4/30/2023	
65486	653463	4/21/2023	ACCOUNTS_PAYABLE RECONCILED		CHAUBY, JENNIFER	30.00	4/30/2023	

Start Date: 04/01/2023

End Date: 04/30/2023

Willoughby-Eastlake City
BOE Disbursement Summary Report

Reference Number	Check Number	Date	Type	Status	Name	Amount	Reconcile Date	Void Date
65475	653464	4/21/2023	ACCOUNTS_PAYABLE RECONCILED		CHROMEBOOKPARTS .COM	\$ 1,669.80	4/30/2023	
65451	653465	4/21/2023	ACCOUNTS_PAYABLE RECONCILED		CINTAS CORPORATION	94.32	4/30/2023	
65483	653466	4/21/2023	ACCOUNTS_PAYABLE RECONCILED		CLARK, ADAM	292.50	4/30/2023	
65414	653467	4/21/2023	ACCOUNTS_PAYABLE OUTSTANDING		CLEVELAND HEIGHTS RUNNING BOOSTERS	400.00		
65442	653468	4/21/2023	ACCOUNTS_PAYABLE OUTSTANDING		COMMUNITY BUS SERVICES INC	477.29		
65491	653469	4/21/2023	ACCOUNTS_PAYABLE OUTSTANDING		CPK ENTERTAINMENT LLC	1,005.00		
65481	653470	4/21/2023	ACCOUNTS_PAYABLE RECONCILED		D & W GOODS INC	1,764.30	4/30/2023	
65458	653471	4/21/2023	ACCOUNTS_PAYABLE OUTSTANDING		DIETZ, JEFFREY	425.00		
65422	653472	4/21/2023	ACCOUNTS_PAYABLE OUTSTANDING		DODD, HEATHER	194.74		
65468	653473	4/21/2023	ACCOUNTS_PAYABLE RECONCILED		DOMINION ENERGY OHIO	4,645.26	4/30/2023	
65421	653474	4/21/2023	ACCOUNTS_PAYABLE RECONCILED		DOMINION ENERGY OHIO	8,716.10	4/30/2023	
65464	653475	4/21/2023	ACCOUNTS_PAYABLE RECONCILED		EGOLDFAX DBA	239.96	4/30/2023	
65470	653476	4/21/2023	ACCOUNTS_PAYABLE RECONCILED		EUCLID GLASS & STEEL DOOR INC	30,447.00	4/30/2023	
65429	653477	4/21/2023	ACCOUNTS_PAYABLE RECONCILED		FESTIVALS OF MUSIC	131.00	4/30/2023	
65501	653478	4/21/2023	ACCOUNTS_PAYABLE OUTSTANDING		GEORGE, LISA	51.48		
65500	653479	4/21/2023	ACCOUNTS_PAYABLE RECONCILED		GOODMAN DISTRIBUTION INC	489.00	4/30/2023	
65482	653480	4/21/2023	ACCOUNTS_PAYABLE RECONCILED		GRAHAM, EVAN	358.48	4/30/2023	
65469	653481	4/21/2023	ACCOUNTS_PAYABLE RECONCILED		GRAINGER, INC.	145.22	4/30/2023	
65448	653482	4/21/2023	ACCOUNTS_PAYABLE RECONCILED		GREAT LAKES PETROLEUM	30,532.25	4/30/2023	
65479	653483	4/21/2023	ACCOUNTS_PAYABLE RECONCILED		HINER, DAVID	130.48	4/30/2023	
65459	653484	4/21/2023	ACCOUNTS_PAYABLE RECONCILED		HOSTA, KYLE	156.00	4/30/2023	
65436	653485	4/21/2023	ACCOUNTS_PAYABLE RECONCILED		HUDSON, CHAD	858.00	4/30/2023	
65424	653486	4/21/2023	ACCOUNTS_PAYABLE RECONCILED		ILLUMINATING CO	44,237.05	4/30/2023	
65413	653487	4/21/2023	ACCOUNTS_PAYABLE RECONCILED		JOHNSON PLASTICS PLUS	809.58	4/30/2023	
65477	653488	4/21/2023	ACCOUNTS_PAYABLE RECONCILED		KAPLAN EARLY LEARNING CO	264.44	4/30/2023	
65450	653489	4/21/2023	ACCOUNTS_PAYABLE OUTSTANDING		KEEPER, KURTIS R	292.50		
65431	653490	4/21/2023	ACCOUNTS_PAYABLE RECONCILED		KELLY, BRIAN J	877.50	4/30/2023	
65452	653491	4/21/2023	ACCOUNTS_PAYABLE RECONCILED		KUHLMAN, MEGAN	15.85	4/30/2023	

Start Date: 04/01/2023

End Date: 04/30/2023

Willoughby-Eastlake City
BOE Disbursement Summary Report

Reference Number	Check Number	Date	Type	Status	Name	Amount	Reconcile Date	Void Date
65480	653492	4/21/2023	ACCOUNTS_PAYABLE RECONCILED		KURTZ BROS, INC	\$ 212.80	4/30/2023	
65433	653493	4/21/2023	ACCOUNTS_PAYABLE RECONCILED		LAKE HEALTH	10.00	4/30/2023	
65454	653494	4/21/2023	ACCOUNTS_PAYABLE RECONCILED		LENTINE, LOUIS M	337.50	4/30/2023	
65497	653495	4/21/2023	ACCOUNTS_PAYABLE OUTSTANDING		LOTT, DIANE	337.92		
65423	653496	4/21/2023	ACCOUNTS_PAYABLE RECONCILED		MARS ELECTRIC COMPANY	3,081.82	4/30/2023	
65484	653497	4/21/2023	ACCOUNTS_PAYABLE OUTSTANDING		MICHALSKI, KATARINA	150.84		
65443	653498	4/21/2023	ACCOUNTS_PAYABLE OUTSTANDING		MORPHEME MAGIC	1,803.50		
65437	653499	4/21/2023	ACCOUNTS_PAYABLE RECONCILED		MUSIC AND ARTS	369.00	4/30/2023	
65447	653500	4/21/2023	ACCOUNTS_PAYABLE RECONCILED		NETWORK BILLING SYSTEMS LLC	3,189.05	4/28/2023	
65417	653501	4/21/2023	ACCOUNTS_PAYABLE RECONCILED		NICHOLS PAPER & SUPPLY CO	6,642.08	4/30/2023	
65418	653502	4/21/2023	ACCOUNTS_PAYABLE OUTSTANDING		NORSOFT	150.00		
65453	653503	4/21/2023	ACCOUNTS_PAYABLE RECONCILED		O'REILLY AUTO STORES INC	125.00	4/30/2023	
65474	653504	4/21/2023	ACCOUNTS_PAYABLE RECONCILED		OAESA	295.00	4/30/2023	
65492	653505	4/21/2023	ACCOUNTS_PAYABLE RECONCILED		ODP BUSINESS SOLUTIONS LLC	654.32	4/30/2023	
65467	653506	4/21/2023	ACCOUNTS_PAYABLE RECONCILED		OHIO BUREAU OF CRIMINAL IDENTIFICATION	1,453.50	4/30/2023	
65420	653507	4/21/2023	ACCOUNTS_PAYABLE OUTSTANDING		PARKER, CYNTHIA	39.44		
65444	653508	4/21/2023	ACCOUNTS_PAYABLE RECONCILED		PETERS KALAIL & MARKAKIS CO L.P.A	11,159.83	4/30/2023	
65455	653509	4/21/2023	ACCOUNTS_PAYABLE RECONCILED		PETRIC, ZACHARY	312.00	4/30/2023	
65487	653510	4/21/2023	ACCOUNTS_PAYABLE RECONCILED		POCKET NURSE	1,202.61	4/30/2023	
65441	653511	4/21/2023	ACCOUNTS_PAYABLE RECONCILED		RAINBOW RESOURCE CENTER	308.94	4/30/2023	
65461	653512	4/21/2023	ACCOUNTS_PAYABLE RECONCILED		REIK, LAWRENCE	370.50	4/30/2023	
65462	653513	4/21/2023	ACCOUNTS_PAYABLE RECONCILED		ROCHESTER 100 INC	1,305.00	4/30/2023	
65471	653514	4/21/2023	ACCOUNTS_PAYABLE RECONCILED		SCHOOL HEALTH CORP	380.06	4/30/2023	
65460	653515	4/21/2023	ACCOUNTS_PAYABLE RECONCILED		SEASONAL SPORTING GOODS	380.00	4/30/2023	
65494	653516	4/21/2023	ACCOUNTS_PAYABLE OUTSTANDING		SHANNON FENCE LTD	5,650.00		
65426	653517	4/21/2023	ACCOUNTS_PAYABLE RECONCILED		SHRED-IT	172.17	4/30/2023	
65425	653518	4/21/2023	ACCOUNTS_PAYABLE RECONCILED		SIGNARAMA CLEVELAND	735.30	4/30/2023	
65473	653519	4/21/2023	ACCOUNTS_PAYABLE RECONCILED		SITEONE LANDSCAPE SUPPLY	1,493.04	4/30/2023	

Start Date: 04/01/2023

End Date: 04/30/2023

Willoughby-Eastlake City
BOE Disbursement Summary Report

Reference Number	Check Number	Date	Type	Status	Name	Amount	Reconcile Date	Void Date
65428	653520	4/21/2023	ACCOUNTS_PAYABLE	RECONCILED	STAPLES	\$ 729.64	4/30/2023	
65495	653521	4/21/2023	ACCOUNTS_PAYABLE	OUTSTANDING	STOTLER, NICOLE	93.40		
65416	653522	4/21/2023	ACCOUNTS_PAYABLE	RECONCILED	SUPERIOR AUTO PARTS	102.46	4/30/2023	
65485	653523	4/21/2023	ACCOUNTS_PAYABLE	RECONCILED	TEXAS EDUCATIONAL PAPERBACKS	382.97	4/30/2023	
65449	653524	4/21/2023	ACCOUNTS_PAYABLE	RECONCILED	THE DISTILLATA COMPANY	88.90	4/30/2023	
65472	653525	4/21/2023	ACCOUNTS_PAYABLE	RECONCILED	THE LITTLE SIGN COMPANY INC	475.00	4/30/2023	
65499	653526	4/21/2023	ACCOUNTS_PAYABLE	OUTSTANDING	THE MUSICAL THEATER PROJECT	990.00		
65430	653527	4/21/2023	ACCOUNTS_PAYABLE	RECONCILED	TQT LABORATORIES INC	2,550.00	4/30/2023	
65432	653528	4/21/2023	ACCOUNTS_PAYABLE	RECONCILED	TRANSFER EXPRESS INC	395.92	4/30/2023	
65438	653529	4/21/2023	ACCOUNTS_PAYABLE	RECONCILED	TROY'S PLUMBING	480.00	4/30/2023	
65456	653530	4/21/2023	ACCOUNTS_PAYABLE	RECONCILED	TSA CONSULTING GROUP INC	208.34	4/30/2023	
65478	653531	4/21/2023	ACCOUNTS_PAYABLE	RECONCILED	TYLICKI GIUSTO, KIMBERLY	160.00	4/30/2023	
65488	653532	4/21/2023	ACCOUNTS_PAYABLE	RECONCILED	UNITED PARCEL SERVICE	20.07	4/30/2023	
65427	653533	4/21/2023	ACCOUNTS_PAYABLE	RECONCILED	W.B. MASON CO	56.37	4/30/2023	
65466	653534	4/21/2023	ACCOUNTS_PAYABLE	RECONCILED	WILLO TRANSPORTATION	79,853.55	4/30/2023	
65498	653535	4/21/2023	ACCOUNTS_PAYABLE	RECONCILED	WILLOUGHBY PRINTING CO INC	1,229.48	4/30/2023	
65434	653536	4/21/2023	ACCOUNTS_PAYABLE	RECONCILED	WILSON LANGUAGE TRAINING	9,936.00	4/30/2023	
65508	653537	4/28/2023	ACCOUNTS_PAYABLE	OUTSTANDING	ACADEMIC DECATHLON OF OHIO INC	675.00		
65514	653538	4/28/2023	ACCOUNTS_PAYABLE	OUTSTANDING	ALMUR CONSTRUCTION INC	15,270.00		
65509	653539	4/28/2023	ACCOUNTS_PAYABLE	OUTSTANDING	AMAZON CAPITAL SERVICES, INC	10,691.61		
65545	653540	4/28/2023	ACCOUNTS_PAYABLE	OUTSTANDING	ANDERSON'S	528.43		
65549	653541	4/28/2023	ACCOUNTS_PAYABLE	OUTSTANDING	APPLE COMPUTER INC	7,176.00		
65595	653542	4/28/2023	ACCOUNTS_PAYABLE	OUTSTANDING	ATTENTION GETTERS/QUINN SIGNS LLC	800.00		
65588	653543	4/28/2023	ACCOUNTS_PAYABLE	OUTSTANDING	AUTOZONE STORES	90.56		

Start Date: 04/01/2023

End Date: 04/30/2023

Willoughby-Eastlake City
BOE Disbursement Summary Report

Reference Number	Check Number	Date	Type	Status	Name	Amount	Reconcile Date	Void Date
					LLC			
65547	653544	4/28/2023	ACCOUNTS_PAYABLE OUTSTANDING		B & H PHOTO VIDEO	\$ 2,751.80		
65529	653545	4/28/2023	ACCOUNTS_PAYABLE OUTSTANDING		BANK OF AMERICA LOCKBOX SVCS	177.40		
65597	653546	4/28/2023	ACCOUNTS_PAYABLE OUTSTANDING		BEST PIZZA AND SANDWICHES	59.99		
65575	653547	4/28/2023	ACCOUNTS_PAYABLE OUTSTANDING		BEST TRUCK EQUIP INC	1,245.92		
65510	653548	4/28/2023	ACCOUNTS_PAYABLE OUTSTANDING		BRODZINSKI, KEVIN R	292.50		
65594	653549	4/28/2023	ACCOUNTS_PAYABLE OUTSTANDING		C. PEARSON TROPHY & SALES CO	146.30		
65574	653550	4/28/2023	ACCOUNTS_PAYABLE OUTSTANDING		CAPITAL ONE PUBLIC FUNDING	6,680.00		
65521	653551	4/28/2023	ACCOUNTS_PAYABLE OUTSTANDING		CDW GOVERNMENT	6,921.25		
65538	653552	4/28/2023	ACCOUNTS_PAYABLE OUTSTANDING		CHRISTIAN, MARC	292.50		
65550	653553	4/28/2023	ACCOUNTS_PAYABLE OUTSTANDING		CHROMEBOOKPARTS .COM	1,249.50		
65572	653554	4/28/2023	ACCOUNTS_PAYABLE OUTSTANDING		CIARNIELLO, NICHOLAS	715.28		
65544	653555	4/28/2023	ACCOUNTS_PAYABLE OUTSTANDING		CINTAS CORPORATION	529.70		
65523	653556	4/28/2023	ACCOUNTS_PAYABLE OUTSTANDING		CLARK, ADAM	292.50		
65596	653557	4/28/2023	ACCOUNTS_PAYABLE OUTSTANDING		CLEAR CHOICE PHOTO/VIDEO BOOTHES LLC	450.00		
65535	653558	4/28/2023	ACCOUNTS_PAYABLE OUTSTANDING		CLEVELAND FILM SOCIETY	270.00		
65584	653559	4/28/2023	ACCOUNTS_PAYABLE OUTSTANDING		COLEMANBOOTHE LLC	1,804.50		
65578	653560	4/28/2023	ACCOUNTS_PAYABLE OUTSTANDING		COMMONWEALTH LUMBER	862.40		
65592	653561	4/28/2023	ACCOUNTS_PAYABLE OUTSTANDING		CROSSROADS	900.00		
65540	653562	4/28/2023	ACCOUNTS_PAYABLE OUTSTANDING		CXTEC INC	4,328.78		
65582	653563	4/28/2023	ACCOUNTS_PAYABLE OUTSTANDING		D&S DIVERSIFIED TECH LLP	936.00		
65600	653564	4/28/2023	ACCOUNTS_PAYABLE OUTSTANDING		DE MILTA SAND & GRAVEL	880.00		
65541	653565	4/28/2023	ACCOUNTS_PAYABLE OUTSTANDING		DEMCO INC	112.14		
65537	653566	4/28/2023	ACCOUNTS_PAYABLE OUTSTANDING		DIETZ, JEFFREY	512.50		
65561	653567	4/28/2023	ACCOUNTS_PAYABLE OUTSTANDING		DIRECT ENERGY BUSINESS MKT LLC	14,741.74		
65580	653568	4/28/2023	ACCOUNTS_PAYABLE OUTSTANDING		DON TEQUILA	1,900.00		
65573	653569	4/28/2023	ACCOUNTS_PAYABLE OUTSTANDING		DRUMFIT USA	19,770.00		

Start Date: 04/01/2023

End Date: 04/30/2023

Willoughby-Eastlake City
BOE Disbursement Summary Report

Reference Number	Check Number	Date	Type	Status	Name	Amount	Reconcile Date	Void Date
65546	653570	4/28/2023	ACCOUNTS_PAYABLE	OUTSTANDING	CORPORATION FAKULT ENTERPRISES INC	\$ 1,050.00		
65577	653571	4/28/2023	ACCOUNTS_PAYABLE	OUTSTANDING	FIRST COAST PROMOTIONS & MANAGEMENT INC	359.50		
65525	653572	4/28/2023	ACCOUNTS_PAYABLE	OUTSTANDING	FOLLETT SCHOOL SOLUTIONS	329.34		
65519	653573	4/28/2023	ACCOUNTS_PAYABLE	OUTSTANDING	FRIENDSOFFICE	56.01		
65586	653574	4/28/2023	ACCOUNTS_PAYABLE	OUTSTANDING	GRIMCO INC	381.09		
65555	653575	4/28/2023	ACCOUNTS_PAYABLE	OUTSTANDING	GUARDIAN	15,946.40		
65522	653576	4/28/2023	ACCOUNTS_PAYABLE	OUTSTANDING	HERR ELECTRONICS	1,220.00		
65570	653577	4/28/2023	ACCOUNTS_PAYABLE	OUTSTANDING	HOGAN BUS SERVICE INC	37,527.26		
65571	653578	4/28/2023	ACCOUNTS_PAYABLE	OUTSTANDING	HOSTA, KYLE	975.00		
65530	653579	4/28/2023	ACCOUNTS_PAYABLE	OUTSTANDING	HUDSON, CHAD	1,423.50		
65512	653580	4/28/2023	ACCOUNTS_PAYABLE	OUTSTANDING	ILLUMINATING CO	16,124.65		
65524	653581	4/28/2023	ACCOUNTS_PAYABLE	OUTSTANDING	KELLY, BRIAN J	682.50		
65548	653582	4/28/2023	ACCOUNTS_PAYABLE	OUTSTANDING	KEVERN, GINA	66.54		
65598	653583	4/28/2023	ACCOUNTS_PAYABLE	OUTSTANDING	KWIK KLEEN	49.75		
65533	653584	4/28/2023	ACCOUNTS_PAYABLE	OUTSTANDING	LAKE COUNTY HISTORICAL SOCIETY	824.00		
65518	653585	4/28/2023	ACCOUNTS_PAYABLE	OUTSTANDING	LAKE COUNTY YMCA	19,935.85		
65511	653586	4/28/2023	ACCOUNTS_PAYABLE	OUTSTANDING	LAKELAND COMMUNITY COLLEGE	18,387.00		
65527	653587	4/28/2023	ACCOUNTS_PAYABLE	OUTSTANDING	LENTINE, LOUIS M	550.00		
65536	653588	4/28/2023	ACCOUNTS_PAYABLE	OUTSTANDING	MARTIN, MICHAEL	585.00		
65604	653589	4/28/2023	ACCOUNTS_PAYABLE	OUTSTANDING	MASTROCOLA, ANDREW STEPHEN	292.50		
65599	653590	4/28/2023	ACCOUNTS_PAYABLE	OUTSTANDING	MAXIM HEALTHCARE SERVICES, INC	1,422.85		
65576	653591	4/28/2023	ACCOUNTS_PAYABLE	OUTSTANDING	MAZZOLINI, ANGELA	81.22		
65590	653592	4/28/2023	ACCOUNTS_PAYABLE	OUTSTANDING	MJ TREE SERVICE INC	300.00		
65556	653593	4/28/2023	ACCOUNTS_PAYABLE	OUTSTANDING	MONOPRICE INC	127.48		
65568	653594	4/28/2023	ACCOUNTS_PAYABLE	OUTSTANDING	MORPHEME MAGIC	3,656.75		
65581	653595	4/28/2023	ACCOUNTS_PAYABLE	OUTSTANDING	MUSIC AND ARTS	217.00		
65516	653596	4/28/2023	ACCOUNTS_PAYABLE	OUTSTANDING	NICHOLS PAPER & SUPPLY CO	10,552.13		
65566	653597	4/28/2023	ACCOUNTS_PAYABLE	OUTSTANDING	NWEA	2,261.00		

Start Date: 04/01/2023

End Date: 04/30/2023

Willoughby-Eastlake City
BOE Disbursement Summary Report

Reference Number	Check Number	Date	Type	Status	Name	Amount	Reconcile Date	Void Date
65526	653598	4/28/2023	ACCOUNTS_PAYABLE	OUTSTANDING	ODP BUSINESS SOLUTIONS LLC	\$ 3,081.05		
65557	653599	4/28/2023	ACCOUNTS_PAYABLE	OUTSTANDING	OHIO BUREAU OF CRIMINAL IDENTIFICATION	1,490.75		
65553	653600	4/28/2023	ACCOUNTS_PAYABLE	OUTSTANDING	PERRY BOARD OF EDUCATION	304.00		
65543	653601	4/28/2023	ACCOUNTS_PAYABLE	OUTSTANDING	PERSAK, CHRISTINE	92.00		
65534	653602	4/28/2023	ACCOUNTS_PAYABLE	OUTSTANDING	PIONEER MANUFACTURING COMPANY	183.84		
65564	653603	4/28/2023	ACCOUNTS_PAYABLE	OUTSTANDING	PLAYHOUSE SQUARE	660.00		
65551	653604	4/28/2023	ACCOUNTS_PAYABLE	OUTSTANDING	QUILL CORPORATION	946.73		
65515	653605	4/28/2023	ACCOUNTS_PAYABLE	OUTSTANDING	RAINBOW RESOURCE CENTER	102.98		
65602	653606	4/28/2023	ACCOUNTS_PAYABLE	OUTSTANDING	RAPTOR TECHNOLOGIES LLC	330.00		
65552	653607	4/28/2023	ACCOUNTS_PAYABLE	OUTSTANDING	REGOVICH CATERING	12,561.60		
65531	653608	4/28/2023	ACCOUNTS_PAYABLE	OUTSTANDING	REIK, LAWRENCE	331.50		
65603	653609	4/28/2023	ACCOUNTS_PAYABLE	OUTSTANDING	ROBERTS, CANDIE	282.96		
65585	653610	4/28/2023	ACCOUNTS_PAYABLE	OUTSTANDING	ROCK THE HOUSE ENTERTAINMENT GROUP	1,500.00		
65513	653611	4/28/2023	ACCOUNTS_PAYABLE	OUTSTANDING	SCHOLASTIC INC	1,924.81		
65559	653612	4/28/2023	ACCOUNTS_PAYABLE	OUTSTANDING	SCHOOL SPECIALTY LLC	5,964.90		
65539	653613	4/28/2023	ACCOUNTS_PAYABLE	OUTSTANDING	SEASONAL SPORTING GOODS	436.00		
65528	653614	4/28/2023	ACCOUNTS_PAYABLE	OUTSTANDING	SHERWIN WILLIAMS CO	1,048.71		
65601	653615	4/28/2023	ACCOUNTS_PAYABLE	OUTSTANDING	SHI INTERNATIONAL CORP	6,443.10		
65589	653616	4/28/2023	ACCOUNTS_PAYABLE	OUTSTANDING	SPAKES, GREGORY T	234.00		
65591	653617	4/28/2023	ACCOUNTS_PAYABLE	OUTSTANDING	STANTON'S SHEET MUSIC	129.13		
65520	653618	4/28/2023	ACCOUNTS_PAYABLE	OUTSTANDING	STAPLES	686.39		
65565	653619	4/28/2023	ACCOUNTS_PAYABLE	RECONCILED	SUPERIOR AUTO PARTS	206.91	4/30/2023	
65560	653620	4/28/2023	ACCOUNTS_PAYABLE	OUTSTANDING	TAYLOR, CHEYENNE	4,466.00		
65562	653621	4/28/2023	ACCOUNTS_PAYABLE	OUTSTANDING	TEKNOPRO	1,265.00		
65583	653622	4/28/2023	ACCOUNTS_PAYABLE	OUTSTANDING	THE CITY OF WILLOUGHBY	322.50		

Start Date: 04/01/2023

End Date: 04/30/2023

Willoughby-Eastlake City
BOE Disbursement Summary Report

Reference Number	Check Number	Date	Type	Status	Name	Amount	Reconcile Date	Void Date
65542	653623	4/28/2023	ACCOUNTS_PAYABLE	OUTSTANDING	THE LINCOLN ELECTRIC CO	\$ 1,164.13		
65567	653624	4/28/2023	ACCOUNTS_PAYABLE	OUTSTANDING	TRANE U.S. INC	1,737.20		
65517	653625	4/28/2023	ACCOUNTS_PAYABLE	OUTSTANDING	TRANSFER EXPRESS INC	2,192.00		
65587	653626	4/28/2023	ACCOUNTS_PAYABLE	OUTSTANDING	TREEHOUSE ENTERTAINMENT GROUP LLC	1,500.00		
65554	653627	4/28/2023	ACCOUNTS_PAYABLE	OUTSTANDING	UH OCCUPATIONAL HEALTH	19,673.70		
65593	653628	4/28/2023	ACCOUNTS_PAYABLE	OUTSTANDING	UNIVERSITY HOSPITALS CORP	8,500.00		
65532	653629	4/28/2023	ACCOUNTS_PAYABLE	OUTSTANDING	W.B. MASON CO	125.91		
65579	653630	4/28/2023	ACCOUNTS_PAYABLE	OUTSTANDING	WICKLIFFE LANES INC	2,900.00		
65569	653631	4/28/2023	ACCOUNTS_PAYABLE	OUTSTANDING	XTEK PARTNERS INC	1,795.00		
65563	653632	4/28/2023	ACCOUNTS_PAYABLE	OUTSTANDING	YOUNG, MICHAEL	148.82		
65558	653633	4/28/2023	ACCOUNTS_PAYABLE	OUTSTANDING	ZIONS FIRST NATIONAL BANK	600.00		
65216	942457	4/5/2023	ACCOUNTS_PAYABLE	RECONCILED	POSTAGE	1,204.98	4/30/2023	
65412	942463	4/21/2023	ACCOUNTS_PAYABLE	RECONCILED	U.S. DEPARTMENT OF EDUCATION	3,291.00	4/30/2023	
65504	942468	4/25/2023	ACCOUNTS_PAYABLE	RECONCILED	STRS	53,722.12	4/30/2023	
65503	942469	4/25/2023	ACCOUNTS_PAYABLE	RECONCILED	SCHOOL EMPLOYEES RETIREMENT SYS	4,627.42	4/30/2023	
65505	942470	4/26/2023	ACCOUNTS_PAYABLE	RECONCILED	STRS	577,306.00	4/30/2023	
65507	942471	4/26/2023	ACCOUNTS_PAYABLE	RECONCILED	SERS	144,150.00	4/30/2023	
65607	942473	4/30/2023	ACCOUNTS_PAYABLE	OUTSTANDING	MEDICAL MUTUAL OF OHIO	1,170.69		
65609	942474	4/30/2023	ACCOUNTS_PAYABLE	OUTSTANDING	UNITEDHEALTHCAR E INSURANCE COMPANY	1,069,163.60		
65608	942475	4/30/2023	ACCOUNTS_PAYABLE	OUTSTANDING	GUARDIAN	34,283.65		
65605	942476	4/30/2023	ACCOUNTS_PAYABLE	OUTSTANDING	NEO	22,613.59		
65606	942477	4/30/2023	ACCOUNTS_PAYABLE	OUTSTANDING	OHIO BUREAU OF WORKERS COMP	52,983.08		
65610	942478	4/30/2023	ACCOUNTS_PAYABLE	OUTSTANDING	BANK FEES	4,477.79		
65611	942479	4/30/2023	ACCOUNTS_PAYABLE	OUTSTANDING	PNC BANK	8,545.59		
65506	986504	4/26/2023	ACCOUNTS_PAYABLE	RECONCILED	WILLOUGHBY EASTLAKE INTERNAL	690,207.69	4/30/2023	
Grand Total						\$ 10,178,061.87		

Willoughby-Eastlake City
BOE Cash Summary (FINSUMDTR)Report

Fund	SCC	Description	Beginning Balance	MTD Revenues	FYTD Revenues	MTD Expenditures	FYTD Expenditures	Current Available Balance
001	0000	GENERAL FUND	\$ 24,159,750.01	\$ 1,713,047.51	\$ 103,819,583.59	\$ 8,276,028.64	\$ 83,215,989.19	\$ 44,763,344.41
002	0000	Debt Retirement	(1,470,697.02)	0.00	2,568,048.77	0.00	2,568,048.65	(1,470,696.90)
002	9005	Public Library	2,882.75	0.00	0.00	0.00	0.00	2,882.75
002	9999	November Bond Issue	6,914,054.22	0.00	6,141,703.65	0.00	3,829,074.51	9,226,683.36
003	0000	PERMANENT IMPROVEMENT FUND	1,292,981.47	0.00	2,522,108.31	28,555.12	2,814,805.95	1,000,283.83
004	9005	COPs Series 2013	2.59	0.00	0.00	0.00	0.00	2.59
004	9008	Ed Pike Lincoln Mercury Dealership	72.66	0.00	0.00	0.00	0.00	72.66
004	9010	Board Office and Garage	1,142,382.24	0.00	0.00	7,430.00	106,506.59	1,035,875.65
006	0000	Food Service	2,304,563.35	472,507.94	2,453,445.99	328,052.55	2,168,937.80	2,589,071.54
007	0000	Jennings CSI Urb 2 Burb	11,959.90	0.00	0.00	0.00	0.00	11,959.90
007	9002	Autism Community	1,869.66	0.00	0.00	0.00	300.34	1,569.32
007	9003	Camp Invention	2,629.72	0.00	0.00	0.00	416.60	2,213.12
007	9006	KOSTER SCHOLARSHIP	104,450.05	8.14	2,185.35	0.00	0.00	106,635.40
007	9007	MMO SCHOLARSHIP	1,000.00	0.00	0.00	0.00	0.00	1,000.00
007	9008	PHONEMIC AWARENESS	241.80	0.00	0.00	0.00	0.00	241.80
007	9009	R. LEWIS FUND	231.62	0.00	0.00	0.00	0.00	231.62
007	9010	RAYNOR SCHOLARSHIP	17,762.32	0.00	0.00	0.00	5,000.00	12,762.32
007	9011	SOUTH BERLIN	12,539.75	0.00	2,131.63	345.69	455.69	14,215.69
007	9013	LAKE TRANSITIONS	66.00	0.00	0.00	0.00	0.00	66.00
007	9014	LONGFELLOW SPECIAL NEEDS	141.03	0.00	0.00	0.00	0.00	141.03
007	9015	UNCLAIMED FUNDS	12,574.77	0.00	376.50	0.00	0.00	12,951.27
007	9016	Special Education Supplies	156.00	0.00	0.00	0.00	0.00	156.00
007	9018	Career Explorations Berlin	20.02	0.00	0.00	0.00	0.00	20.02
007	9020	Bridge to Success Berlin	5.20	0.00	0.00	0.00	0.00	5.20
007	9021	NCIW Berlin	1,044.36	0.00	0.00	0.00	0.00	1,044.36
007	9025	NCIW Lozick Foundation	16,253.00	0.00	0.00	0.00	0.00	16,253.00
007	9030	North Class of 1972 Scholarship Fund	1,111.56	0.00	0.00	0.00	0.00	1,111.56
007	9035	North Berlin	15,418.35	0.00	10,910.65	1,900.00	4,825.98	21,503.02
007	9040	North High Ohio Arts Council	326.36	0.00	0.00	0.00	0.00	326.36
007	9042	North ConsSci,Music,SciLabsDepts	5.00	0.00	0.00	0.00	0.00	5.00
007	9055	Edison Jennings	0.30	0.00	0.00	0.00	0.00	0.30
007	9060	North Jennings	4.16	0.00	0.00	0.00	0.00	4.16
007	9070	South Jennings	1.00	0.00	0.00	0.00	0.00	1.00
007	9075	South ConsSci,Music,SciLabsDepts	15,000.00	0.00	0.00	0.00	0.00	15,000.00
007	9080	Steven Bennett Memorial Fund	3,528.00	0.00	0.00	0.00	0.00	3,528.00
007	9090	WWMS G.F. Martin Educational Foundation	4,979.99	0.00	0.00	0.00	0.00	4,979.99
007	9095	WWMS LSTA Open Grant	1,403.45	0.00	(1.12)	0.00	1,402.33	0.00
007	9100	SOI The NEA Foundation	1,313.25	0.00	0.00	0.00	1,313.00	0.25
011	0000	Auto Collision	4,482.81	281.06	281.06	740.41	740.41	4,023.46
011	9001	Automotive Technology	19,642.73	5,491.47	24,347.14	1,338.78	23,718.14	20,271.73

Willoughby-Eastlake City
BOE Cash Summary (FINSUMDTR)Report

Fund	SCC	Description	Beginning Balance	MTD Revenues	FYTD Revenues	MTD Expenditures	FYTD Expenditures	Current Available Balance
011	9003	Cosmetology	\$ 5,686.57	\$ (724.36)	\$ 2,018.00	\$ 150.60	\$ 619.15	\$ 7,085.42
011	9238	Welding	968.21	0.00	0.00	0.00	0.00	968.21
018	0000	W-E Foundation	(253.74)	0.00	0.00	0.00	0.00	(253.74)
018	9003	Spirit Media	0.01	0.00	0.00	0.00	0.00	0.01
018	9110	Superintendent	37,118.23	70.20	15,281.45	1,165.04	22,775.82	29,623.86
018	9131	Gifted Services	640.13	0.00	0.00	0.00	0.00	640.13
018	9132	Early Literacy Program	668.27	0.00	265.00	0.00	0.00	933.27
018	9133	Bridge to Success	1,625.01	0.00	0.00	0.00	85.08	1,539.93
018	9134	Success Academy	1,547.17	109.00	2,566.80	248.74	2,349.31	1,764.66
018	9168	Pre-School	18,145.05	0.00	9,794.90	0.00	8,640.60	19,299.35
018	9170	Life Skills	473.40	0.00	0.00	0.00	0.00	473.40
018	9209	North High School Special Ed.	4,048.45	0.00	0.00	0.00	0.00	4,048.45
018	9210	North High School (Main)	11,806.23	1,327.07	3,617.21	0.00	1,579.10	13,844.34
018	9211	North High School Art	325.83	0.00	0.00	0.00	0.00	325.83
018	9212	North High School English	1,295.69	208.00	896.00	382.97	1,282.99	908.70
018	9213	North High School Foreign Language	2,258.57	0.00	0.00	0.00	0.00	2,258.57
018	9214	North High School Math	400.00	0.00	0.00	0.00	0.00	400.00
018	9215	North High School Science	87.92	0.00	0.00	0.00	0.00	87.92
018	9217	North High Bike Club	409.85	0.00	0.00	0.00	0.00	409.85
018	9218	North High School Spanish	838.04	0.00	0.00	0.00	0.00	838.04
018	9220	South High School (Main)	39,815.11	2,287.05	11,361.38	1,549.65	8,574.75	42,601.74
018	9222	The Frank Platzar Memorial Fund	560.00	0.00	0.00	0.00	0.00	560.00
018	9230	NCI (Main)	10,059.51	989.79	3,755.97	650.98	4,897.54	8,917.94
018	9235	NCI Career Explorations	960.60	0.00	302.92	0.00	0.00	1,263.52
018	9236	NCI Nursing	4,970.19	686.06	2,002.29	0.00	116.97	6,855.51
018	9241	NCI Employment Assistance	1,536.29	0.00	0.00	0.00	0.00	1,536.29
018	9250	School of Innovation (Main)	16,212.21	282.07	19,940.03	88.90	12,802.59	23,349.65
018	9310	Eastlake (Main)	6,200.92	1,025.66	5,079.67	327.45	5,052.41	6,228.18
018	9311	Eastlake Autism	5,320.57	210.25	1,120.25	215.38	2,200.85	4,239.97
018	9313	Eastlake Laker Academy	542.97	0.00	0.00	0.00	0.00	542.97
018	9320	Willoughby (Main)	8,841.90	1,379.47	6,801.40	59.99	3,950.06	11,693.24
018	9321	Willoughby Choir	1,229.12	0.00	0.00	0.00	0.00	1,229.12
018	9322	Willoughby Physical Ed.	258.71	0.00	2,175.00	286.86	1,188.78	1,244.93
018	9324	Willoughby Drama	1,155.31	0.00	0.00	0.00	0.00	1,155.31
018	9325	Willoughby Power of the Pen	167.15	0.00	0.00	0.00	0.00	167.15
018	9326	Willoughby Math	3,543.50	0.00	0.00	0.00	0.00	3,543.50
018	9327	Willoughby PBIS Program	771.25	0.00	109.88	0.00	617.50	263.63
018	9330	Willowick (Main)	6,201.94	137.68	1,379.18	0.00	0.00	7,581.12
018	9331	Willowick Media Center	4,529.21	0.00	4,916.96	1,294.57	4,141.26	5,304.91
018	9332	Willowick Physical Education	1,928.23	0.00	0.00	0.00	0.00	1,928.23
018	9410	Edison (Main)	1,810.63	974.24	19,399.80	1,539.17	7,692.97	13,517.46

Willoughby-Eastlake City
BOE Cash Summary (FINSUMDTR)Report

Fund	SCC	Description	Beginning Balance	MTD Revenues	FYTD Revenues	MTD Expenditures	FYTD Expenditures	Current Available Balance
018	9420	Grant (Main)	\$ 20,103.68	\$ 35.21	\$ 35,263.28	\$ 5,877.64	\$ 15,439.79	\$ 39,927.17
018	9430	Jefferson (Main)	9,898.94	4,827.24	7,201.42	1,080.28	6,911.11	10,189.25
018	9440	Longfellow (Main)	31,098.65	7,289.10	15,540.89	0.00	8,020.60	38,618.94
018	9447	Royalview Grade 5	391.31	0.00	0.00	0.00	0.00	391.31
018	9448	Royalview Community Challenge (formerly RV Mayor's Challenge)	1,070.15	0.00	0.00	0.00	0.00	1,070.15
018	9449	Royal Council	3,302.51	0.00	0.00	0.00	0.00	3,302.51
018	9450	Royalview (Main)	8,580.67	1,017.64	4,948.15	480.00	6,322.07	7,206.75
018	9451	Royalview 1st Grade Box Tops	228.66	0.00	0.00	0.00	0.00	228.66
018	9452	Royalview 2nd Grade Box Tops	651.08	0.00	0.00	0.00	0.00	651.08
018	9453	Royalview 3rd Grade Box Tops	637.83	0.00	0.00	0.00	0.00	637.83
018	9454	Royalview 4th Grade Box Tops	95.40	0.00	0.00	0.00	0.00	95.40
018	9455	Royalview 5th Grade Box Tops	578.61	0.00	0.00	0.00	0.00	578.61
018	9456	Royalview KDG Box Tops	176.62	0.00	0.00	0.00	0.00	176.62
018	9457	Royalview Special Ed. Box Tops	339.69	0.00	0.00	0.00	0.00	339.69
018	9458	Royalview RV Bldg Box Tops	4,063.94	0.00	71.30	0.00	141.40	3,993.84
018	9459	Royalview Courtyard	2,421.60	384.25	384.25	0.00	494.49	2,311.36
019	9051	Longfellow Academic Boosters (to be closed)	300.00	0.00	0.00	0.00	0.00	300.00
019	9126	Safety	13.26	0.00	0.00	0.00	0.00	13.26
019	9133	Bridge to Success	(341.15)	0.00	0.00	0.00	0.00	(341.15)
019	9134	Success Academy	684.72	0.00	0.00	0.00	0.00	684.72
019	9201	North PLTW Comp Sci	0.00	0.00	10,000.00	0.00	0.00	10,000.00
019	9202	North PLTW Engineering	0.00	0.00	10,000.00	0.00	0.00	10,000.00
019	9211	North Library	40.56	0.00	0.00	0.00	0.00	40.56
019	9215	North Target Grants	10.50	0.00	0.00	0.00	0.00	10.50
019	9220	Rebel Families	7,323.60	0.00	4,293.26	0.00	2,779.69	8,837.17
019	9221	Walmart Grants	254.13	0.00	0.00	0.00	250.00	4.13
019	9224	South PLTW Comp Sci	0.00	0.00	10,000.00	0.00	0.00	10,000.00
019	9225	South PLTW Engineering	0.00	0.00	15,000.00	0.00	0.00	15,000.00
019	9237	NCI Bus Tech Believe In Ohio	504.46	0.00	0.00	0.00	0.00	504.46
019	9240	Health Informatics Pilot Site	5,000.00	0.00	0.00	0.00	0.00	5,000.00
019	9250	FirstEnergy STEM Classroom Grants	38.89	0.00	0.00	0.00	0.00	38.89
019	9273	NCI Bus Tech The Veale Foundation	9,434.38	0.00	10,000.00	109.00	7,185.76	12,248.62
019	9310	Eastlake Share-A-Vision	(794.69)	0.00	0.00	0.00	0.00	(794.69)
019	9330	Willowick Academic Boosters	400.00	0.00	0.00	0.00	0.00	400.00
019	9410	Edison Lakeland PSE Grants	0.00	0.00	300.00	0.00	0.00	300.00
019	9412	Edison PPG Grants	0.00	0.00	840.00	0.00	0.00	840.00
019	9420	Grant United Way of Lake County	199.77	0.00	0.00	0.00	0.00	199.77
019	9429	Jefferson Mastin/Lakeland PSE Grant	875.60	0.00	0.00	0.00	0.00	875.60
019	9432	PPG Innovative Classroom Grant	20.97	0.00	0.00	0.00	0.00	20.97

Willoughby-Eastlake City BOE Cash Summary (FINSUMDTR)Report

Fund	SCC	Description	Beginning Balance	MTD Revenues	FYTD Revenues	MTD Expenditures	FYTD Expenditures	Current Available Balance
019	9435	Jefferson Lentz Memorial Grant	\$ 0.00	\$ 0.00	\$ 600.00	\$ 0.00	\$ 0.00	\$ 600.00
019	9440	Longfellow Academic Boosters	(277.45)	0.00	0.00	0.00	0.00	(277.45)
019	9441	Longfellow SST4 MiniG	353.27	0.00	0.00	0.00	0.00	353.27
019	9445	Longfellow Lentz Memorial Grant	0.00	0.00	300.00	299.68	299.68	0.32
019	9450	Royalview SST4 MiniG	1,485.26	0.00	0.00	0.00	1,704.69	(219.43)
019	9451	Royalview Battelle Foundation	3.08	0.00	0.00	0.00	0.00	3.08
019	9452	Royalview GPD Group Emp Found Grt	4,152.80	0.00	2,500.00	0.00	3,893.97	2,758.83
019	9455	Royalview Lentz Memorial Grant	0.00	0.00	300.00	0.00	0.00	300.00
019	9510	Longfellow GPD Group Emp Found Grt	261.29	0.00	0.00	0.00	0.00	261.29
019	9610	Compass Group	5,000.00	0.00	0.00	0.00	0.00	5,000.00
019	9710	Jeanne Cocco Memorial Grant	1,279.09	0.00	0.00	0.00	0.00	1,279.09
019	9810	Mastin/Lakeland-PSE Grant	39.58	0.00	0.00	0.00	0.00	39.58
020	9001	Summer School	18,346.03	0.00	0.00	0.00	0.00	18,346.03
020	9010	Field House Maintenance	45,000.00	0.00	15,000.00	0.00	0.00	60,000.00
020	9015	Pool Maintenance	30,000.00	0.00	11,000.00	0.00	10,875.99	30,124.01
020	9121	Central Warehouse	95.14	0.00	0.00	0.00	0.00	95.14
020	9250	SOI Fab Lab (Resale out of district)	794.97	0.00	100.00	0.00	180.90	714.07
020	9510	Kennedy Preschool	48,700.21	0.00	0.00	0.00	0.00	48,700.21
020	9610	Food Service	7,929.71	0.00	0.00	0.00	0.00	7,929.71
021	9001	CENTRAL WAREHOUSE	11,933.70	0.00	0.00	0.00	0.00	11,933.70
021	9250	SOI Fab Lab (Resale within district)	516.55	0.00	0.00	0.00	137.93	378.62
022	9001	Adult Nursing Program	0.00	4,466.00	823,433.00	10,557.00	270,223.25	553,209.75
022	9302	North OHSAA Tournaments	2,979.81	0.00	1,950.00	0.00	1,989.00	2,940.81
022	9402	South OHSAA Tournaments	7,302.13	0.00	500.00	0.00	345.50	7,456.63
024	9001	Medical Self-Insurance	1,343,334.43	921,328.89	8,817,007.69	1,146,671.21	10,501,142.23	(340,800.11)
024	9002	Workers' Comp. Self-Insurance	560,940.54	0.00	0.00	52,983.08	294,410.30	266,530.24
035	9001	TERMINATION BENEFITS	317,335.11	0.00	700,000.00	22,613.59	639,631.82	377,703.29
200	9001	EASTLAKE INSTRUMENTAL MUSIC	7,115.12	50.00	773.50	70.00	1,032.98	6,855.64
200	9002	EASTLAKE GREEN TEAM	0.00	0.00	91.49	0.00	0.00	91.49
200	9005	EASTLAKE STUDENT COUNCIL	8,517.39	2,326.00	16,392.76	968.05	1,088.05	23,822.10
200	9006	EASTLAKE VOCAL MUSIC	4,424.24	0.00	512.13	(280.66)	554.00	4,382.37
200	9007	EASTLAKE NATIONAL JR. HONOR SOCIETY	615.28	0.00	0.00	0.00	0.00	615.28
200	9008	EASTLAKE ART CLUB	515.89	0.00	200.00	159.74	159.74	556.15
200	9101	WILLOUGHBY ART CLUB	4,055.08	0.00	110.00	0.00	129.21	4,035.87
200	9103	WILLOUGHBY INSTRUMENTAL MUSIC	368.77	0.00	81.15	0.00	0.00	449.92
200	9104	WILLOUGHBY LIBRARY CLUB	11.37	0.00	0.00	0.00	0.00	11.37
200	9105	WILLOUGHBY ROCKET CLUB	3,212.38	0.00	0.00	0.00	0.00	3,212.38
200	9107	Willoughby Student Council	2,484.73	0.00	903.00	0.00	747.46	2,640.27
200	9108	WILLOUGHBY YEARBOOK	4,204.08	0.00	0.00	0.00	0.00	4,204.08
200	9109	Willoughby 8th Grade Club	0.00	692.75	1,763.75	474.34	682.29	1,081.46

Willoughby-Eastlake City
BOE Cash Summary (FINSUMDTR)Report

Fund	SCC	Description	Beginning Balance	MTD Revenues	FYTD Revenues	MTD Expenditures	FYTD Expenditures	Current Available Balance
200	9110	WMS Makerspace Club	\$ 0.00	\$ 68.00	\$ 902.00	\$ 0.00	\$ 729.81	\$ 172.19
200	9166	Career Explorations	4,941.79	0.00	760.00	0.00	1,926.99	3,774.80
200	9202	WILLOWICK MUSIC PROGRAMS	5,522.76	0.00	1,500.00	320.00	3,047.92	3,974.84
200	9203	WILLOWICK LANCE NEWSPAPER	1,420.03	0.00	0.00	0.00	0.00	1,420.03
200	9204	WILLOWICK LIBRARY CLUB	29.15	0.00	0.00	0.00	0.00	29.15
200	9205	WILLOWICK MATH CLUB	44.50	0.00	0.00	0.00	0.00	44.50
200	9206	WILLOWICK NATIONAL JR. HONOR SOCIETY	443.71	0.00	0.00	0.00	0.00	443.71
200	9208	WILLOWICK STUDENT COUNCIL	6,861.56	0.00	0.00	0.00	0.00	6,861.56
200	9209	WILLOWICK DRAMA CLUB	1,774.53	0.00	966.00	0.00	0.00	2,740.53
200	9301	NORTH HIGH ACADEMIC DECATHLON	7,000.87	0.00	1,124.00	150.00	2,485.04	5,639.83
200	9304	North High Music Programs	37,601.81	5,209.00	25,198.50	6,809.00	18,723.81	44,076.50
200	9305	North High Quizbowl	2,081.18	0.00	0.00	0.00	0.00	2,081.18
200	9309	NORTH HIGH DRAMA CLUB	21,849.90	11,786.00	29,657.23	600.00	17,547.17	33,959.96
200	9310	NORTH HIGH VOLUNTEERS' CLUB	7,276.26	0.00	0.00	0.00	124.99	7,151.27
200	9313	NORTH HIGH NATIONAL HONOR SOCIETY	(145.02)	0.00	0.00	0.00	483.80	(628.82)
200	9314	NORTH HIGH NATURE CLUB	2,946.98	0.00	0.00	0.00	0.00	2,946.98
200	9315	NORTH HIGH SEARCH LIGHT NEWSPAPER	716.88	0.00	0.00	0.00	0.00	716.88
200	9316	NORTH HIGH STUDENT COUNCIL	43,664.94	0.00	29,013.58	1,050.00	27,210.85	45,467.67
200	9317	NORTH HIGH YEARBOOK	26,482.01	0.00	2,100.00	0.00	1,181.69	27,400.32
200	9319	NORTH HIGH ART CLUB	3,772.97	0.00	0.00	0.00	0.00	3,772.97
200	9321	North High Science Club	188.62	0.00	0.00	0.00	0.00	188.62
200	9324	North High Class of 2021	1,164.65	0.00	0.00	0.00	0.00	1,164.65
200	9325	North High Class of 2022	981.10	0.00	0.00	0.00	981.10	0.00
200	9326	North High Class of 2023	7,464.42	12,905.00	16,411.10	3,955.25	7,496.44	16,379.08
200	9327	North High Class of 2024	0.00	65.97	8,765.55	0.00	1,810.00	6,955.55
200	9329	North High Class of 2026	0.00	323.50	506.50	0.00	0.00	506.50
200	9330	North High Coffee Cart Club	1,171.25	0.00	0.00	0.00	1,156.00	15.25
200	9346	North High Fab Lab	0.00	0.00	1,544.60	0.00	322.78	1,221.82
200	9401	SOUTH HIGH ACADEMIC DECATHLON	2,007.49	0.00	471.85	675.00	1,075.00	1,404.34
200	9402	South High School Store	6,440.79	3,565.00	40,056.59	3,889.91	53,477.88	(6,980.50)
200	9409	SOUTH HIGH DRAMA CLUB	13,220.78	0.00	22,325.73	563.97	15,780.26	19,766.25
200	9410	SOUTH HIGH FOREIGN LANGUAGE	2,272.85	0.00	250.00	270.00	270.00	2,252.85
200	9411	SOUTH HIGH DIGITAL MEDIA CLUB	305.59	0.00	0.00	0.00	0.00	305.59
200	9412	SOUTH HIGH KEY CLUB	6,838.45	0.00	1,300.00	0.00	520.00	7,618.45
200	9413	SOUTH HIGH MARCHING BAND	4,361.11	0.00	9,395.00	0.00	5,681.63	8,074.48
200	9415	SOUTH HIGH NATIONAL HONOR SOCIETY	2,955.86	10.00	997.00	0.00	385.00	3,567.86
200	9418	SOUTH HIGH STUDENT COUNCIL	26,200.61	0.00	22,210.45	367.27	20,489.73	27,921.33
200	9419	SOUTH HIGH YEARBOOK	12,029.07	345.00	6,322.33	0.00	1,625.50	16,725.90

Willoughby-Eastlake City BOE Cash Summary (FINSUMDTR)Report

Fund	SCC	Description	Beginning Balance	MTD Revenues	FYTD Revenues	MTD Expenditures	FYTD Expenditures	Current Available Balance
200	9424	South High Class of 2022	\$ 373.24	\$ 0.00	\$ 0.00	\$ 0.00	\$ 373.24	\$ 0.00
200	9425	South High Art Club	0.00	0.00	62.43	0.00	0.00	62.43
200	9426	South High Modern Dance Club	895.25	0.00	0.00	0.00	0.00	895.25
200	9427	South High Class of 2023	0.00	11,115.00	21,488.24	17,871.34	17,871.34	3,616.90
200	9445	South High Rebel Yell	0.00	0.00	1,020.00	0.00	47.92	972.08
200	9446	South High Fab Lab	0.00	0.00	301.19	0.00	1,067.41	(766.22)
200	9452	South High School Store Debt	1,500.00	0.00	1,500.00	0.00	0.00	3,000.00
200	9501	Auto Coll.	970.43	0.00	0.00	0.00	210.00	760.43
200	9502	Auto Tech.	3,594.45	190.00	1,250.18	31.38	500.41	4,344.22
200	9503	Business Technology	470.00	315.00	377.00	0.00	410.75	436.25
200	9504	Hospitality	817.71	0.00	0.00	0.00	0.00	817.71
200	9506	Welding	8,762.14	1,002.86	1,037.86	0.00	0.00	9,800.00
200	9508	Cosmetology	186.88	0.00	0.00	0.00	0.00	186.88
200	9601	GRANT STUDENT COUNCIL	1,619.78	0.00	0.00	0.00	0.00	1,619.78
200	9608	GRANT SCHOOL STORE	644.99	0.00	0.00	0.00	0.00	644.99
300	9001	EASTLAKE ATHLETICS	37,601.22	0.00	19,563.33	735.15	14,884.27	42,280.28
300	9101	WILLOUGHBY ATHLETICS	10,102.54	170.00	30,839.49	0.00	19,110.10	21,831.93
300	9201	WILLOWICK ATHLETICS	28,490.71	0.00	155.93	0.00	543.50	28,103.14
300	9301	NORTH ATHLETICS	62,464.52	2,594.95	64,851.80	5,753.94	42,188.73	85,127.59
300	9401	SOUTH ATHLETICS	227,112.98	0.00	69,139.04	995.00	64,721.78	231,530.24
413	9021	POST SECONDARY - NURSING FY21	322.20	0.00	0.00	0.00	(640.00)	962.20
413	9022	POST SECONDARY - NURSING	1,165,524.07	0.00	0.00	0.00	1,165,524.07	0.00
413	9023	POST SECONDARY - NURSING	0.00	16,524.64	2,173,394.46	121,618.42	1,303,802.35	869,592.11
439	9022	PRESCHOOL	(3,695.53)	0.00	14,836.21	0.00	11,408.14	(267.46)
439	9023	PRESCHOOL	0.00	0.00	34,485.72	4,964.74	39,450.46	(4,964.74)
451	9021	DATA COMMUNICATION FY21	42.33	0.00	0.00	0.00	0.00	42.33
451	9022	DATA COMMUNICATION	86.00	0.00	0.00	0.00	0.00	86.00
451	9023	DATA COMMUNICATION	0.00	0.00	21,600.00	0.00	0.00	21,600.00
467	9022	Student Wellness and Success	186,114.35	0.00	0.00	172,871.35	186,114.35	0.00
499	9522	School Safety Grant FY22	14,554.23	0.00	0.00	0.00	24,089.23	(9,535.00)
499	9823	MISCELLANEOUS STATE GRANT FUND	0.00	0.00	0.00	1,891.88	90,000.00	(90,000.00)
502	9021	ADULT NURSING FY21	845.60	0.00	0.00	0.00	0.00	845.60
502	9022	ADULT NURSING	90,628.62	0.00	0.00	0.00	0.00	90,628.62
502	9023	ADULT NURSING	0.00	0.00	248,478.00	33,330.49	201,169.46	47,308.54
507	9022	Elem & Sec School Emergency Relief (CARES)	(5,218.77)	0.00	5,218.77	0.00	0.00	0.00
507	9122	ELEMENTARY AND SECONDARY SCHOOL EMERGENCY RELIEF FUND	270,002.86	0.00	0.00	0.00	247,364.26	22,638.60
507	9123	ELEMENTARY AND SECONDARY SCHOOL EMERGENCY RELIEF FUND	0.00	0.00	1,774,850.79	(15,267.96)	1,929,683.95	(154,833.16)
507	9322	ELEMENTARY AND SECONDARY SCHOOL EMERGENCY RELIEF FUND	0.00	0.00	2,473.23	0.00	0.00	2,473.23

**Willoughby-Eastlake City
BOE Cash Summary (FINSUMDTR)Report**

Fund	SCC	Description	Beginning Balance	MTD Revenues	FYTD Revenues	MTD Expenditures	FYTD Expenditures	Current Available Balance
507	9423	ARP Homeless	\$ 0.00	\$ 0.00	\$ 0.00	\$ 7,289.79	\$ 11,308.67	\$ (11,308.67)
516	9022	IDEA Part B	(157,385.69)	0.00	327,206.37	0.00	169,820.68	0.00
516	9023	IDEA Part B	0.00	1,150,553.49	1,150,553.49	136,616.94	1,245,732.51	(95,179.02)
516	9122	ARP IDEA Part B FY22	0.00	0.00	96,000.00	0.00	96,000.00	0.00
516	9123	ARP IDEA Part B	0.00	0.00	0.00	(3,720.00)	161,030.00	(161,030.00)
536	9022	Title I Non-Competitive, Supplemental	(73,989.20)	0.00	81,620.20	0.00	7,631.00	0.00
536	9023	Title I Non-Competitive, Supplemental	0.00	0.00	3,547.50	3,862.71	7,240.09	(3,692.59)
551	9022	TITLE III LEP	(991.22)	0.00	991.22	0.00	0.00	0.00
551	9023	TITLE III LEP	0.00	0.00	4,449.41	0.00	17,713.94	(13,264.53)
551	9122	Title III - Immigrant	(1,787.07)	0.00	1,787.07	0.00	0.00	0.00
572	9022	TITLE I	(72,317.77)	0.00	232,887.17	0.00	174,188.18	(13,618.78)
572	9023	TITLE I	0.00	46,567.24	650,971.03	96,994.67	701,616.69	(50,645.66)
572	9122	Expanding Opportunities for Each Child	(3,473.54)	0.00	7,109.54	0.00	3,636.00	0.00
572	9123	Expanding Opportunities for Each Child	0.00	299.91	299.91	7,429.63	7,507.06	(7,207.15)
584	9022	Title IV-A Student Support and Academic Enrichment	(33,829.28)	0.00	39,747.44	0.00	5,918.16	0.00
584	9023	Title IV-A Student Support and Academic Enrichment	0.00	45,950.91	61,364.99	10,846.86	66,143.34	(4,778.35)
587	9022	IDEA PRESCHOOL	7.50	0.00	292.50	0.00	300.00	0.00
587	9023	IDEA PRESCHOOL	0.00	0.00	8,130.97	199.80	8,432.77	(301.80)
587	9123	ARP IDEA PRESCHOOL	0.00	0.00	0.00	0.00	1,179.96	(1,179.96)
590	9022	IMPROVING TEACHER QUALITY	(58,412.50)	0.00	94,045.53	0.00	36,225.66	(592.63)
590	9023	IMPROVING TEACHER QUALITY	0.00	4,650.18	152,814.34	13,279.44	161,593.60	(8,779.26)
599	9003	Adult Nursing CARES - F	16.81	0.00	93,464.27	1,278.30	115,730.63	(22,249.55)
599	9004	Adult Nursing CARES N	1,191.04	0.00	0.00	0.00	0.00	1,191.04
599	9023	MISCELLANEOUS FED. GRANT FUND	0.00	0.00	409,563.04	37,552.05	160,713.71	248,849.33
599	9122	MISCELLANEOUS FED. GRANT FUND	26.73	0.00	0.00	0.00	6,392.48	(6,365.75)
599	9123	MISCELLANEOUS FED. GRANT FUND	0.00	0.00	6,365.75	3,250.00	21,059.85	(14,694.10)
599	9522	ECF GRANT FUND	2.58	0.00	0.00	0.00	1,650.00	(1,647.42)
Grand Total			\$ 39,317,253.20	\$ 4,456,927.03	\$ 136,307,180.05	\$ 10,572,740.76	\$ 115,340,070.90	\$ 60,284,362.35

Gross Depository Balances:

US Bank 2030	\$196,690.33	
US Bank 2014	\$2,120,943.66	
Farmers Master	\$25,000.00	
Farmers Sweep	\$21,497,182.34	
US Bank 2022	\$1,124.87	
Total Depository Balances (Gross)		\$23,840,941.20

Adjustments to Bank Balance:

Cash in Transit to Bank	\$0.00	
Outstanding Checks	(\$369,067.00)	
Adjustments:		
Total Adjustments to Bank Balance		(\$369,067.00)

Investments:

Treasury Bonds and Notes	\$0.00	
Certificate of Deposits	\$0.00	
Other Securities	\$0.00	
Other Investments:		
STAR Ohio	\$208,189.58	
Investments at RedTree	\$36,502,099.60	
Investments at RedTree - Koster Scholarship	\$102,185.35	
Total Investments		\$36,812,474.53

Cash on Hand:


Petty Cash:		
Petty Cash Districtwide	\$0.00	
Home Depot Gift Cards	\$13.62	
Change Cash:		
Cash with Fiscal Agent	\$0.00	
Total Cash on Hand		\$13.62

Total Balances \$60,284,362.35

Total Fund Balance \$60,284,362.35

Depository Clearance Accounts:

US Bank Payroll 2022	\$5,215.27	
Total Clearance Account Balances		\$5,215.27



Treasurer

**WILLOUGHBY-EASTLAKE CITY SCHOOLS
BOARD OF EDUCATION**

**Monthly Cash and Investments
For the Month Ended April 30, 2023**

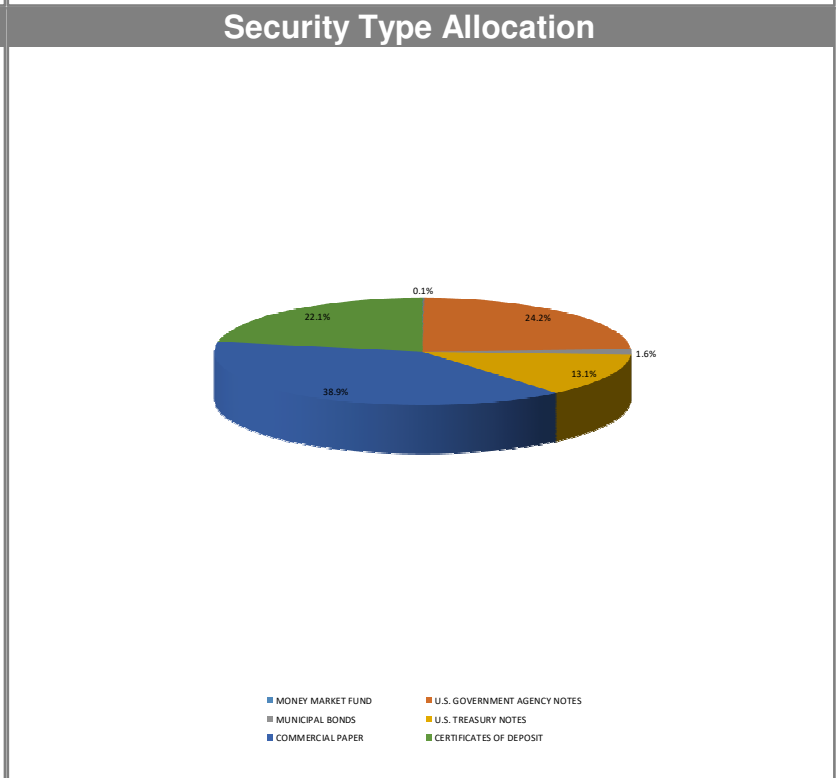
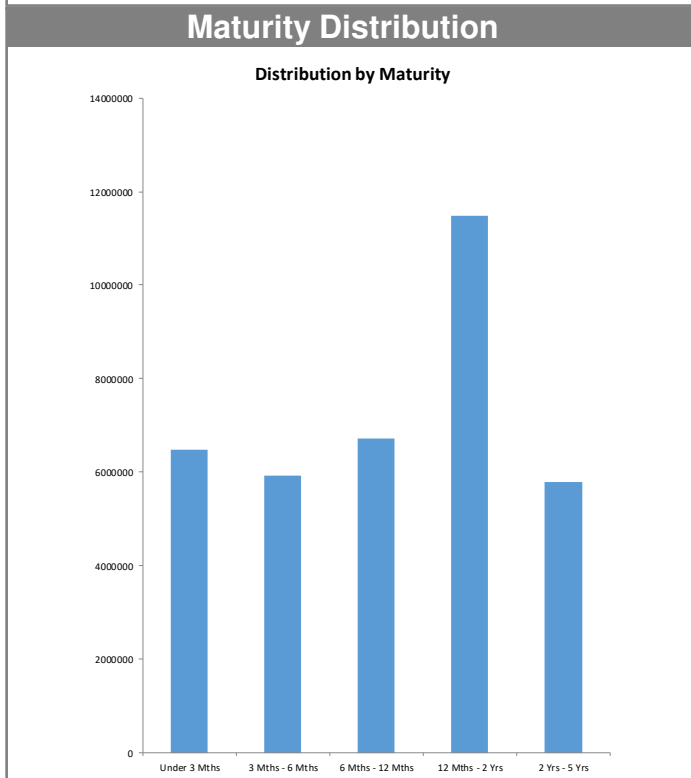
<i>BANKS/FINANCIAL INSTITUTIONS</i>	<i>Current Interest Rate</i>	<i>Prior month Interest Rate</i>	<i>Funds Held</i>
U.S. Bank	-	-	1,919,691.86
Farmers National Bank	5.19	4.99	21,522,182.34
RedTree Investments	4.08	3.86	36,502,099.60
RedTree – Koster Scholarship	3.38	3.38	102,185.35
STAR Ohio	5.04	4.87	208,189.58
Home Depot gift card	-	-	13.62
Total Cash and Investments			\$60,254,362.35

**General Fund Interest Income Snapshot Year to Date
FY21 and FY22 vs FY23**

Interest Income to date – FY23	\$1,024,725.21
Interest Income to date – FY22	\$35,819.30
Interest Income to date – FY21	\$64,162.12
Change from prior year	2,761%
Change from two years	1,497%

Monthly Investment Summary
Willoughby-Eastlake City Schools - General Funds
US Bank Custodian Acct Ending x08735
 April 30, 2023

Monthly Cash Flow Activity		Market Value Summary				
From 03-31-23 through 04-30-23						
Beginning Book Value	31,443,051.42	Security Type	Market Value	Pct. Assets	Avg Yield at Cost	Wght Avg Mat
Contributions	5,000,000.00	Money Market Fund				
Withdrawals	0.00	MONEY MARKET FUND	31,445.68	0.1	4.71	0.00
Prior Month Management Fees	-2,611.86	Fixed Income				
Realized Gains/Losses	0.00	MUNICIPAL BONDS	573,263.80	1.6	2.38	2.66
Gross Interest Earnings	61,660.04	U.S. GOVERNMENT AGENCY NOTES	8,766,131.12	24.1	3.26	1.56
Ending Book Value	36,502,099.60	U.S. TREASURY NOTES	4,771,207.81	13.1	2.81	1.29
		Accrued Interest	104,785.34	0.3		
		Commercial Paper				
		COMMERCIAL PAPER	14,126,836.57	38.8	5.18	0.29
		Certificate of Deposit				
		CERTIFICATES OF DEPOSIT	8,021,065.04	22.0	3.91	1.86
		Accrued Interest	32,622.54	0.1		
		TOTAL PORTFOLIO	36,427,357.90	100.0	4.08	1.11



Disclosures:

RedTree's internal accounting system is used as the source of the market value of this account. Although obtained from a source believed to be reliable, we cannot guarantee its accuracy. You should review all account statements provided by the custodian and compare with the statements provided by RedTree.

Portfolio Holdings Report
Willoughby-Eastlake City Schools - General Funds
US Bank Custodian Acct Ending x08735
 April 30, 2023

Quantity	Cusip	Security Description	Moody's	S&P	Cost Basis	Market Value	Yield at Cost	Wtd Maturity	Purchase Date
U.S. GOVERNMENT AGENCY NOTES									
200,000	3133EL3E2	Federal Farm Credit Bank 0.320% Due 08-10-23	Aaa	AA+	200,007.00	197,240.28	0.32	0.27	09-16-21
200,000	3133EMHL9	Federal Farm Credit Bank 0.310% Due 11-30-23	Aaa	AA+	199,786.00	194,460.72	0.36	0.57	10-06-21
250,000	3130A0F70	Federal Home Ln Bank 3.375% Due 12-08-23	Aaa	AA+	249,657.50	247,766.42	3.48	0.58	08-18-22
250,000	3130AMT36	Federal Home Ln Bank 0.250% Due 12-29-23	Aaa	AA+	250,000.00	241,948.20	0.25	0.65	06-29-21
435,000	3130AQX40	Federal Home Ln Bank 1.500% Due 02-23-24	Aaa	AA+	435,000.00	422,093.32	1.50	0.79	02-28-22
250,000	3130A0XE5	Federal Home Ln Bank 3.250% Due 03-08-24	Aaa	AA+	249,612.50	246,531.36	3.35	0.83	08-17-22
500,000	3130ARPQ8	Federal Home Ln Bank 2.670% Due 04-26-24	Aaa	AA+	500,000.00	488,099.83	2.67	0.96	04-29-22
325,000	3130ATVC8	Federal Home Ln Bank 4.875% Due 06-14-24	Aaa	AA+	324,317.50	325,056.23	5.03	1.06	02-17-23
425,000	3130ATVC8	Federal Home Ln Bank 4.875% Due 06-14-24	Aaa	AA+	423,423.25	425,073.53	5.16	1.06	02-27-23
500,000	3130ASH77	Federal Home Ln Bank 3.570% Due 06-28-24	Aaa	AA+	500,000.00	491,567.54	3.57	1.11	06-28-22
200,000	3130ANB58	Federal Home Ln Bank 0.475% Due 07-19-24	Aaa	AA+	199,800.00	189,300.69	0.51	1.19	09-23-21
500,000	3130ASN47	Federal Home Ln Bank 3.320% Due 07-26-24	Aaa	AA+	499,700.00	489,834.34	3.35	1.18	07-26-22
60,000	3130ANMM9	Federal Home Ln Bank 0.540% Due 08-26-24	Aaa	AA+	60,000.00	56,664.23	0.54	1.29	08-26-21
100,000	3130AMFP2	Federal Home Ln Bank 0.500% Due 08-27-24	Aaa	AA+	100,000.00	94,381.48	0.50	1.29	05-27-21
280,000	3130ANX88	Federal Home Ln Bank 0.500% Due 09-27-24	Aaa	AA+	279,916.00	263,549.66	0.51	1.37	09-27-21
700,000	3130AUX58	Federal Home Ln Bank 4.650% Due 01-06-25	Aaa	AA+	697,219.60	703,052.57	4.88	1.59	02-27-23
150,000	3130AP6F7	Federal Home Ln Bank 0.600% Due 01-07-25	Aaa	AA+	150,000.00	140,004.42	0.60	1.64	10-07-21
500,000	3130AUW34	Federal Home Ln Bank 4.550% Due 02-14-25	Aaa	AA+	499,728.00	502,009.56	4.58	1.69	02-14-23
500,000	3130AUYC2	Federal Home Ln Bank 4.700% Due 02-14-25	Aaa	AA+	498,940.00	502,220.97	4.81	1.68	02-17-23
400,000	3130ARQA2	Federal Home Ln Bank 3.050% Due 04-28-25	Aaa	AA+	400,000.00	388,126.79	3.05	1.90	04-28-22
350,000	3134GXE34	Federal Home Ln Mtg 4.050% Due 07-25-25	Aaa	AA+	350,000.00	344,326.64	4.05	2.09	07-25-22
145,000	3130ALY40	Federal Home Ln Bank 1.000% Due 10-20-25	Aaa	AA+	144,963.75	134,109.14	1.01	2.40	04-20-21
400,000	3133EPBJ3	Federal Farm Credit Bank 4.375% Due 02-23-26	Aaa	AA+	398,272.00	402,688.04	4.53	2.60	02-23-23
250,000	3130ALCV4	Federal Home Ln Bank 0.750% Due 02-24-26	Aaa	AA+	250,000.00	226,852.54	0.75	2.73	02-24-21
500,000	3130AV6J6	Federal Home Ln Bank 4.500% Due 03-13-26	Aaa	AA+	498,322.98	507,179.88	4.62	2.65	03-02-23
250,000	3133ENF96	Federal Farm Credit Bank 3.960% Due 08-17-26	Aaa	AA+	250,000.00	243,976.54	3.96	3.02	08-17-22
305,000	3133ENH45	Federal Farm Credit Bank 3.125% Due 08-24-26	Aaa	AA+	303,177.93	298,016.16	3.29	3.10	08-24-22
	Accrued Interest					67,579.86			
					8,911,844.01	8,833,710.98	3.26	1.56	

Disclosures:

RedTree's internal accounting system is used as the source of the market value of this account. Although obtained from a source believed to be reliable, we cannot guarantee its accuracy. You should review all account statements provided by the custodian and compare with the statements provided by RedTree.

Questions? Call 888.596.2293 or email info@redtreeinv.com

Portfolio Holdings Report
Willoughby-Eastlake City Schools - General Funds
US Bank Custodian Acct Ending x08735
 April 30, 2023

Quantity	Cusip	Security Description	Moody's	S&P	Cost Basis	Market Value	Yield at Cost	Wtd Maturity	Purchase Date
MUNICIPAL BONDS									
190,000	514264FY1	Lancaster CSD, OH GO 0.565% Due 10-01-24		AA	190,000.00	178,983.80	0.56	1.38	03-25-21
400,000	407774GK8	Hamilton CSD, OH GO 4.000% Due 12-01-26		AA	413,596.00	394,280.00	3.20	3.25	04-22-22
		Accrued Interest				6,756.12			
					603,596.00	580,019.92	2.38	2.66	
U.S. TREASURY NOTES									
200,000	91282CDA6	US Treasury Note 0.250% Due 09-30-23	Aaa	AA+	199,774.47	196,218.75	0.31	0.41	09-30-21
880,000	9128285U0	US Treasury Note 2.625% Due 12-31-23	Aaa	AA+	874,156.25	867,040.63	3.08	0.65	06-30-22
1,000,000	9128285Z9	US Treasury Note 2.500% Due 01-31-24	Aaa	AA+	992,343.75	982,226.56	3.00	0.73	07-08-22
675,000	91282CEK3	US Treasury Note 2.500% Due 04-30-24	Aaa	AA+	666,061.48	659,601.56	3.28	0.97	07-25-22
1,000,000	9128283P3	US Treasury Note 2.250% Due 12-31-24	Aaa	AA+	985,703.12	967,343.75	2.80	1.60	04-21-22
350,000	9128283V0	US Treasury Note 2.500% Due 01-31-25	Aaa	AA+	345,625.00	339,787.11	3.00	1.68	06-13-22
545,000	9128285N6	US Treasury Note 2.875% Due 11-30-25	Aaa	AA+	542,807.23	531,460.16	3.00	2.43	06-07-22
250,000	91282CCZ2	US Treasury Note 0.875% Due 09-30-26	Aaa	AA+	248,164.01	227,529.30	1.03	3.31	09-30-21
		Accrued Interest				30,449.35			
					4,854,635.31	4,801,657.17	2.81	1.29	
CERTIFICATES OF DEPOSIT									
249,000	87165GF64	Synchrony Bank, UT 0.400% Due 09-25-23			248,751.00	244,406.17	0.45	0.40	09-24-21
244,000	060243JK9	Bangor Savings Bank, ME 4.800% Due 05-23-24			243,817.00	243,790.88	4.85	1.00	11-23-22
249,000	07815ACY1	Bell Bank, ND 4.750% Due 07-22-24			249,000.00	248,550.75	4.80	1.16	04-20-23
249,000	92834CCX8	VisionBank of Iowa, IA 4.750% Due 07-22-24			249,000.00	248,550.75	4.80	1.16	04-20-23
249,000	89235MLQ2	Toyota Financial Savings Bank, NV 0.650% Due 09-16-24			249,000.00	234,861.65	0.65	1.34	09-22-21
243,000	15987UAV0	Charles Schwab Bank, TX 5.400% Due 09-23-24			242,817.75	243,562.87	5.45	1.33	03-17-23
249,000	38149MZY2	Goldman Sachs Bank USA, NY 0.650% Due 09-23-24			248,626.50	234,663.11	0.70	1.36	09-22-21
249,000	795451AW3	Sallie Mae Bank, UT 0.700% Due 09-23-24			248,626.50	234,830.71	0.75	1.36	09-22-21
249,000	90348JT42	UBS Bank USA, UT 0.650% Due 09-23-24			248,688.75	234,606.39	0.69	1.36	09-22-21
249,000	05580AE26	BMW Bank of North America, UT 0.650% Due 09-24-24			248,626.50	234,634.73	0.70	1.36	09-24-21
249,000	856285XQ9	State Bank of India, NY 0.700% Due 09-30-24			248,751.00	234,634.40	0.73	1.38	09-29-21
243,000	46124GBB3	Intrust Bank NA, KS 4.950% Due 10-21-24			242,817.75	243,054.55	5.00	1.41	04-21-23
244,000	15131XFF9	Cenlar Bank, NJ 4.500% Due 01-31-25			243,756.00	242,075.77	4.55	1.65	01-31-23
249,000	251795BV1	Devon Bank, IL 4.450% Due 02-10-25			248,813.25	246,783.70	4.49	1.68	02-09-23

Disclosures:

RedTree's internal accounting system is used as the source of the market value of this account. Although obtained from a source believed to be reliable, we cannot guarantee its accuracy. You should review all account statements provided by the custodian and compare with the statements provided by RedTree.

Questions? Call 888.596.2293 or email info@redtreeinv.com

Portfolio Holdings Report
Willoughby-Eastlake City Schools - General Funds
US Bank Custodian Acct Ending x08735
 April 30, 2023

Quantity	Cusip	Security Description	Moody's	S&P	Cost Basis	Market Value	Yield at Cost	Wtd Maturity	Purchase Date
244,000	30002CAV0	Everett Co-op Bank, MA 4.400% Due 02-10-25			243,939.00	241,621.03	4.41	1.67	02-08-23
249,000	56065GAW8	MainStreet Bank, VA 4.500% Due 02-10-25			248,875.50	246,995.81	4.57	1.66	02-08-23
249,000	923450DS6	Veritex Community Bank, TX 4.500% Due 02-13-25			248,751.00	246,982.21	4.60	1.67	02-13-23
248,000	62847NDN3	MVB Bank, WV 5.300% Due 03-24-25			247,752.00	249,405.17	5.41	1.76	03-24-23
248,000	72345SLG4	Pinnacle Bank, TN 5.300% Due 03-24-25			247,814.00	249,405.19	5.40	1.76	03-22-23
248,000	884693BY7	Thomasville Natl Bank, GA 5.050% Due 03-24-25			247,876.00	248,280.37	5.13	1.77	03-24-23
249,000	020080CM7	Alma Bank, NY 4.600% Due 04-21-25			248,751.00	247,136.85	4.70	1.84	04-19-23
249,000	45906ADQ7	International Bank of Chicago, IL 4.650% Due 04-21-25			248,751.00	247,371.15	4.75	1.84	04-19-23
244,000	800364EZ0	Sandy Spring Bank, MD 4.650% Due 04-21-25			243,756.00	242,409.60	4.70	1.86	04-19-23
246,000	06740KQS9	Barclay's Bank, DE 3.050% Due 06-02-25			245,815.50	236,575.77	3.08	1.97	06-02-22
244,000	178180GS8	City National Bank, CA 4.900% Due 11-24-25			243,634.00	243,576.58	5.00	2.31	11-23-22
244,000	552249CH5	Lyons National Bank, NY 4.850% Due 03-16-26			243,695.00	243,297.35	4.89	2.64	03-15-23
243,000	02357QBU0	Amerant Bank NA, FL 5.000% Due 03-23-26			242,635.50	243,280.21	5.05	2.66	03-21-23
248,000	32117BFQ6	First Natl Bank Damariscotta, ME 4.800% Due 03-23-26			247,628.00	246,962.87	4.90	2.64	03-23-23
249,000	695292FT4	Paducah B&T, KY 4.500% Due 04-13-26			248,751.00	245,907.92	4.58	2.70	04-13-23
249,000	15118RG68	Celtic Bank, UT 4.500% Due 04-14-26			248,626.50	245,906.16	4.60	2.70	04-17-23
249,000	20033A3V6	Comenity Capital Bank, UT 4.550% Due 04-17-26			248,626.50	246,244.05	4.65	2.70	04-18-23
244,000	064455AU2	Bank of Pontiac, IL 4.500% Due 04-20-26			243,634.00	240,975.27	4.55	2.74	04-19-23
244,000	12547CAX6	CIBC Bank USA, IL 4.450% Due 04-13-28			243,390.00	239,725.07	4.51	4.38	04-14-23
	Accrued Interest					32,622.54			
					8,143,793.50	8,053,687.58	3.91	1.86	
COMMERCIAL PAPER									
215,000	78009BSR4	Royal Bank of Canada (RBC) 0.000% Due 05-25-23	P-1	A-1+	208,729.18	214,203.85	5.15	0.07	10-27-22
300,000	89119BSX5	TD USA 0.000% Due 05-31-23	P-1	A-1+	291,552.00	298,644.00	5.27	0.09	11-14-22
510,000	46590ET73	JP Morgan 0.000% Due 06-07-23	P-1	A-1	495,193.00	507,149.61	4.02	0.10	09-12-22
660,000	46640QTN1	JP Morgan 0.000% Due 06-22-23	P-1	A-1	642,848.25	654,897.54	5.08	0.15	12-15-22
1,000,000	89233HTP9	Toyota Motor Credit 0.000% Due 06-23-23	P-1	A-1+	966,523.33	992,167.00	5.15	0.15	10-24-22
450,000	89233HTT1	Toyota Motor Credit 0.000% Due 06-27-23	P-1	A-1+	441,920.22	446,220.00	4.95	0.16	02-14-23
1,045,000	62479MTV5	MUFG Bank 0.000% Due 06-29-23	P-1	A-1	1,018,690.38	1,035,929.40	5.11	0.17	12-29-22
360,000	89119BTV8	TD USA 0.000% Due 06-29-23	P-1	A-1+	347,636.70	356,932.08	5.31	0.17	10-31-22

Disclosures:

RedTree's internal accounting system is used as the source of the market value of this account. Although obtained from a source believed to be reliable, we cannot guarantee its accuracy. You should review all account statements provided by the custodian and compare with the statements provided by RedTree.

Questions? Call 888.596.2293 or email info@redtreeinv.com

Portfolio Holdings Report
Willoughby-Eastlake City Schools - General Funds
US Bank Custodian Acct Ending x08735
 April 30, 2023

Quantity	Cusip	Security Description	Moody's	S&P	Cost Basis	Market Value	Yield at Cost	Wtd Maturity	Purchase Date
500,000	89119BU61	TD USA 0.000% Due 07-06-23	P-1	A-1+	493,566.81	495,194.50	5.16	0.18	04-06-23
1,000,000	55078UUA0	LVMH Moet 0.000% Due 07-10-23	P-1	A-1	983,174.71	989,974.00	5.18	0.20	03-13-23
500,000	63307MUK3	National Bank of Canada 0.000% Due 07-19-23	P-1	A-1	487,825.00	494,249.50	4.99	0.22	01-20-23
1,000,000	62479MV18	MUFG Bank 0.000% Due 08-01-23	P-1	A-1	983,262.45	986,209.00	5.24	0.25	04-06-23
400,000	63307MV14	National Bank of Canada 0.000% Due 08-01-23	P-1	A-1	391,432.00	394,650.40	5.15	0.25	03-01-23
1,500,000	45685RV38	ING US CP 0.000% Due 08-03-23	P-1	A-1	1,457,083.33	1,479,322.50	5.15	0.26	01-09-23
450,000	45685RV38	ING US CP 0.000% Due 08-03-23	P-1	A-1	437,187.51	443,796.75	5.15	0.26	01-10-23
300,000	63873KV79	Natixis NY 0.000% Due 08-07-23	P-1	A-1	288,539.83	295,598.70	5.38	0.27	11-14-22
500,000	89119BWD4	TD USA 0.000% Due 09-13-23	P-1	A-1+	488,843.71	489,897.00	5.37	0.37	04-13-23
500,000	78015DX39	Royal Bank of Canada (RBC) 0.000% Due 10-03-23	P-1	A-1+	480,987.50	488,663.50	5.27	0.42	01-06-23
250,000	06054PX68	Bank of America 0.000% Due 10-06-23		A-1	243,585.83	244,143.50	5.30	0.43	04-10-23
485,000	89233HX66	Toyota Motor Credit 0.000% Due 10-06-23	P-1	A-1+	472,745.94	473,762.06	5.24	0.43	04-11-23
250,000	89233HYM0	Toyota Motor Credit 0.000% Due 11-21-23	P-1	A-1+	240,302.09	242,523.50	5.46	0.55	02-28-23
500,000	78015DYT1	Royal Bank of Canada (RBC) 0.000% Due 11-27-23	P-1	A-1+	483,229.15	484,498.00	5.43	0.57	04-11-23
250,000	63873KZ42	Natixis NY 0.000% Due 12-04-23	P-1	A-1	239,915.23	242,029.50	5.71	0.59	03-14-23
250,000	13608BZ72	Canadian Imp Holdings 0.000% Due 12-07-23	P-1	A-1	239,856.46	241,934.75	5.66	0.59	03-13-23
500,000	89233HZD9	Toyota Motor Credit 0.000% Due 12-13-23	P-1	A-1+	482,811.10	483,480.00	5.39	0.61	04-19-23
250,000	06054PZF6	Bank of America 0.000% Due 12-15-23		A-1	240,986.86	241,592.50	5.32	0.61	04-06-23
425,000	06054NAC5	Bank of America 0.000% Due 01-12-24		A-1	408,356.53	409,173.42	5.52	0.69	04-21-23
					13,956,785.10	14,126,836.57	5.18	0.29	
MONEY MARKET FUND									
	USBMMF	First American Treasury Obligations Fund			31,445.68	31,445.68	4.71		
TOTAL PORTFOLIO					36,502,099.60	36,427,357.90	4.08	1.11	

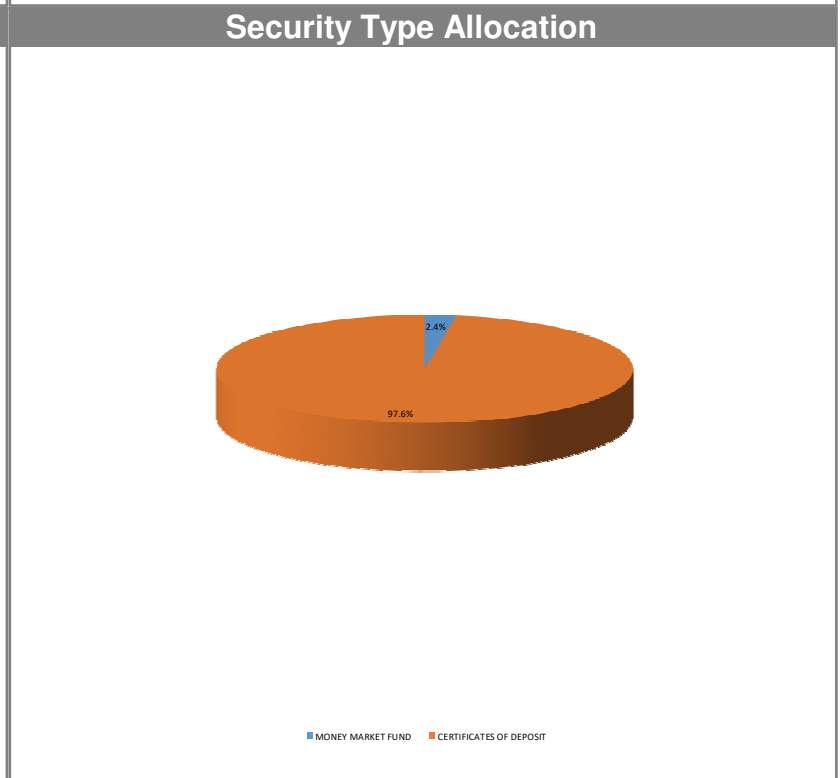
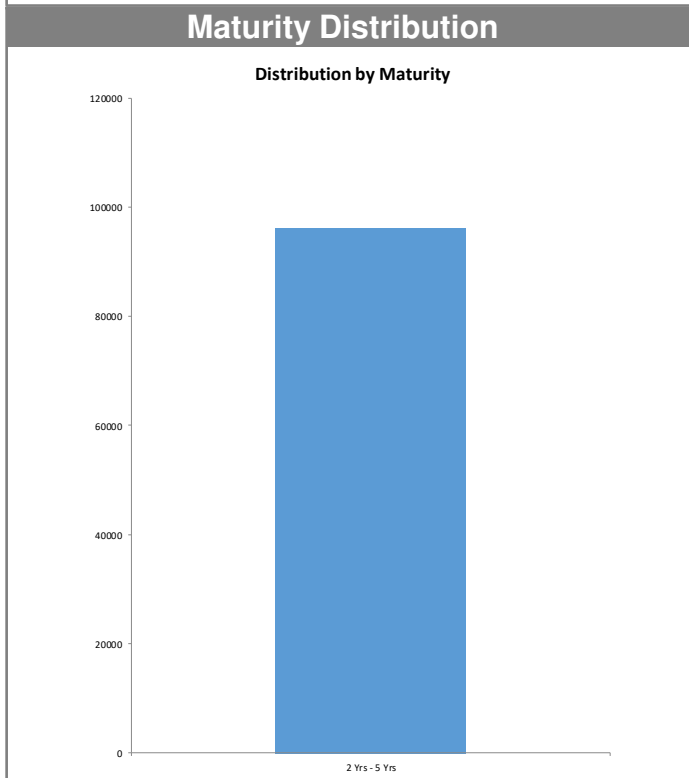
Disclosures:

RedTree's internal accounting system is used as the source of the market value of this account. Although obtained from a source believed to be reliable, we cannot guarantee its accuracy. You should review all account statements provided by the custodian and compare with the statements provided by RedTree.

Questions? Call 888.596.2293 or email info@redtreeinv.com

Monthly Investment Summary
Willoughby-Eastlake City Schools - Koster Scholarship
US Bank Custodian Acct Ending x13055
 April 30, 2023

Monthly Cash Flow Activity		Market Value Summary				
From 03-31-23 through 04-30-23						
Beginning Book Value	102,177.21	<u>Security Type</u>	<u>Market Value</u>	<u>Pct. Assets</u>	<u>Avg Yield at Cost</u>	<u>Wght Avg Mat</u>
Contributions	0.00	Money Market Fund				
Withdrawals	0.00	MONEY MARKET FUND	2,385.35	2.4	4.71	0.00
Prior Month Management Fees	0.00	Certificate of Deposit				
Realized Gains/Losses	0.00	CERTIFICATES OF DEPOSIT	96,185.39	97.6	3.34	2.19
Gross Interest Earnings	8.14	Accrued Interest	8.90	0.0		
Ending Book Value	102,185.35	TOTAL PORTFOLIO	98,579.65	100.0	3.38	2.14



Disclosures:

RedTree's internal accounting system is used as the source of the market value of this account. Although obtained from a source believed to be reliable, we cannot guarantee its accuracy. You should review all account statements provided by the custodian and compare with the statements provided by RedTree.

Portfolio Holdings Report
Willoughby-Eastlake City Schools - Koster Scholarship
US Bank Custodian Acct Ending x13055
 April 30, 2023

Quantity	Cusip	Security Description	Moody's	S&P	Cost Basis	Market Value	Yield at Cost	Wtd Maturity	Purchase Date
CERTIFICATES OF DEPOSIT									
100,000	58404DQK0	Medallion Bank, UT 3.250% Due 08-29-25			99,800.00	96,185.39	3.34	2.19	08-30-22
		Accrued Interest				8.90			
					99,800.00	96,194.30	3.34	2.19	
MONEY MARKET FUND									
	USBMMF	First American Treasury Obligations Fund			2,385.35	2,385.35	4.71		
TOTAL PORTFOLIO					102,185.35	98,579.65	3.38	2.14	

Disclosures:

RedTree's internal accounting system is used as the source of the market value of this account. Although obtained from a source believed to be reliable, we cannot guarantee its accuracy. You should review all account statements provided by the custodian and compare with the statements provided by RedTree.

Questions? Call 888.596.2293 or email info@redtreeinv.com