

*WILLOUGHBY-EASTLAKE
CITY SCHOOL DISTRICT*



*ACCUMULATED MONTHLY
FINANCIAL REPORT
MONTH ENDED JANUARY 31, 2024*

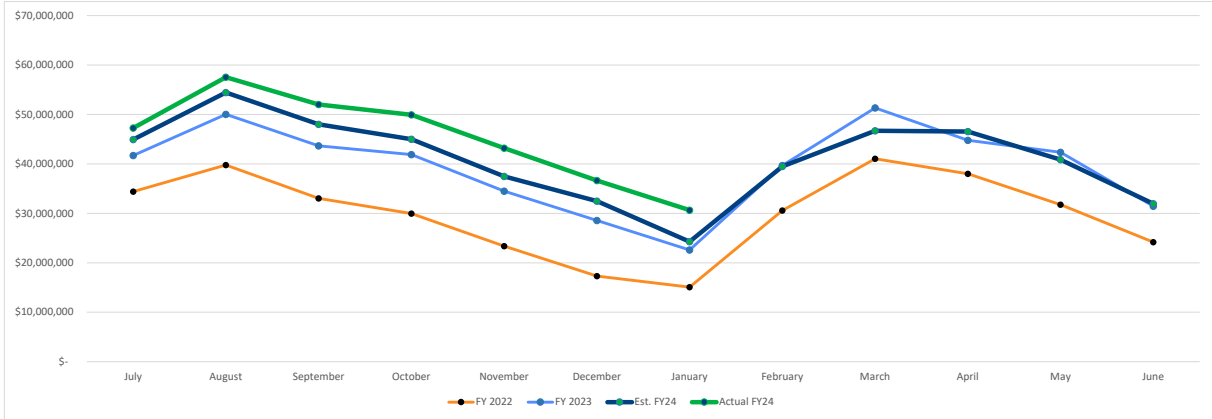
PREPARED BY:
Willoughby-Eastlake City Schools School District
Treasurer's Office
Nicholas E. Ciarniello, Treasurer/CFO

Table of Contents

General Fund Variance Report.....	1
Spending Plan Summary	2
Revenue vs Estimate Report	3
Expenditure vs Appropriation Report	5
Disbursement Summary Report.....	9
Cash Summary Report	19
Cash Reconciliation.....	26
Monthly Cash and Investments	27
RedTree Investment Summary.....	28

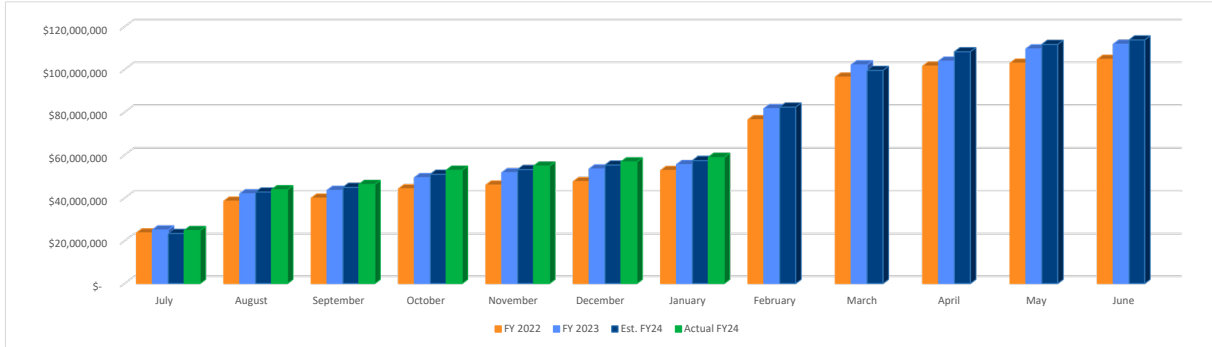
**Willoughby-Eastlake City School District
General Fund Fund Balances
Variance Report January 31, 2024**

	July	August	September	October	November	December	January	February	March	April	May	June
FY 2022	\$ 34,401,472	\$ 39,768,116	\$ 33,049,018	\$ 29,974,046	\$ 23,360,010	\$ 17,320,959	\$ 15,079,235	\$ 30,590,481	\$ 41,041,556	\$ 38,012,704	\$ 31,751,208	\$ 24,172,355
FY 2023	\$ 41,689,478	\$ 50,043,010	\$ 43,671,676	\$ 41,886,116	\$ 34,499,920	\$ 28,547,674	\$ 22,593,357	\$ 39,683,984	\$ 51,326,326	\$ 44,763,344	\$ 42,341,680	\$ 31,457,146
Est. FY24	\$ 44,927,779	\$ 54,446,354	\$ 48,019,220	\$ 45,009,356	\$ 37,473,056	\$ 32,465,178	\$ 24,274,803	\$ 39,507,437	\$ 46,704,951	\$ 46,537,951	\$ 40,849,180	\$ 31,960,902
Actual FY24	\$ 47,268,460	\$ 57,537,988	\$ 52,020,692	\$ 49,946,611	\$ 43,184,558	\$ 36,626,951	\$ 30,651,987					



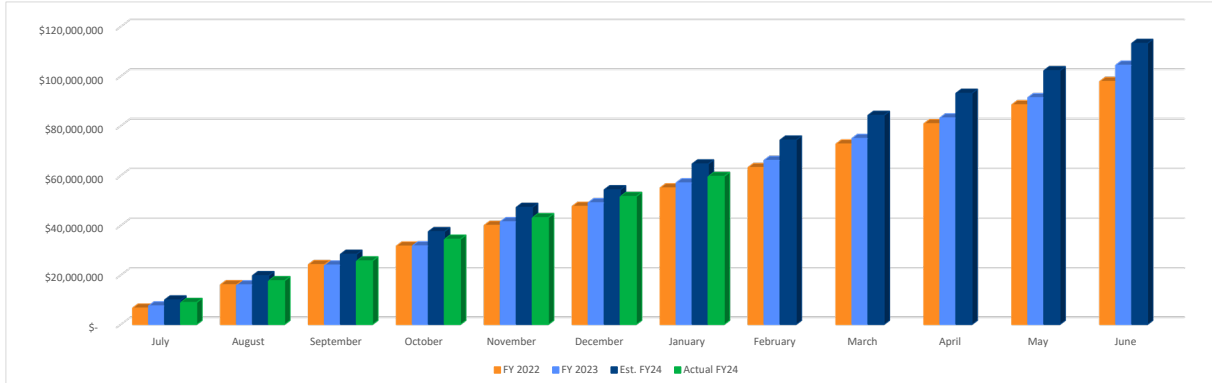
**Willoughby-Eastlake City School District
General Fund Fund Revenues
Variance Report January 31, 2024**

	July	August	September	October	November	December	January	February	March	April	May	June
FY 2022	\$ 23,670,893	\$ 38,524,812	\$ 39,929,084	\$ 44,297,098	\$ 46,042,670	\$ 47,663,206	\$ 52,860,126	\$ 76,441,355	\$ 96,376,105	\$ 101,522,710	\$ 102,893,371	\$ 104,695,232
FY 2023	\$ 25,062,902	\$ 41,961,926	\$ 43,563,924	\$ 49,519,385	\$ 51,843,777	\$ 53,568,670	\$ 55,610,513	\$ 81,631,896	\$ 102,106,536	\$ 103,819,584	\$ 109,558,589	\$ 111,752,087
Est. FY24	\$ 23,428,711	\$ 42,786,384	\$ 44,970,483	\$ 51,084,916	\$ 53,325,864	\$ 55,409,452	\$ 57,491,732	\$ 82,344,355	\$ 99,504,175	\$ 108,223,216	\$ 111,669,610	\$ 113,757,684
Actual FY24	\$ 24,751,658	\$ 43,841,827	\$ 46,305,821	\$ 52,963,965	\$ 54,904,936	\$ 56,886,878	\$ 58,867,583					



**Willoughby-Eastlake City School District
General Fund Fund Expenditures
Variance Report January 31, 2024**

	July	August	September	October	November	December	January	February	March	April	May	June
FY 2022	\$ 6,647,667	\$ 16,134,942	\$ 24,258,313	\$ 31,701,299	\$ 40,060,907	\$ 47,720,493	\$ 55,159,137	\$ 63,229,120	\$ 72,712,795	\$ 80,888,252	\$ 88,520,410	\$ 97,908,628
FY 2023	\$ 7,533,174	\$ 16,078,665	\$ 24,051,998	\$ 31,793,019	\$ 41,503,607	\$ 49,180,746	\$ 57,176,906	\$ 66,107,662	\$ 74,939,961	\$ 83,215,989	\$ 91,376,660	\$ 104,454,691
Est. FY24	\$ 9,958,078	\$ 19,797,176	\$ 28,408,409	\$ 37,532,706	\$ 47,309,954	\$ 54,401,420	\$ 64,674,075	\$ 74,294,064	\$ 84,256,370	\$ 93,142,411	\$ 102,277,576	\$ 113,253,928
Actual FY24	\$ 8,940,344	\$ 17,760,985	\$ 25,742,275	\$ 34,474,500	\$ 43,177,525	\$ 51,717,073	\$ 59,672,742					



Willoughby-Eastlake City Spending Plan Summary

ODE Line Number	Monthly Estimate	Monthly Actual	Monthly Difference	FYTD Estimate	FYTD Actual	FYTD Difference
01.010 General Property (Real Estate)	\$ 0.00	\$ 0.00	\$ 0.00	\$ 31,291,310.00	\$ 32,005,658.75	\$ 714,348.75
01.020 Tangible Personal Property Tax	0.00	0.00	0.00	3,930,395.00	4,101,086.50	170,691.50
01.030 Income Tax	0.00	0.00	0.00	0.00	0.00	0.00
01.035 Unrestricted Grants-in-Aid	1,427,904.00	1,548,941.25	121,037.25	9,995,328.00	10,114,279.29	118,951.29
01.040 Restricted Grants-in-Aid	138,971.00	134,411.01	(4,559.99)	979,697.00	965,877.38	(13,819.62)
01.045 Restricted Federal Grants-in-Aid - SFSF	0.00	0.00	0.00	0.00	0.00	0.00
01.050 State Share of Local Property Taxes	0.00	0.00	0.00	4,044,227.00	4,040,759.78	(3,467.22)
01.060 All Other Operating Revenue	515,104.00	297,560.08	(217,543.92)	3,312,844.00	3,700,068.32	387,224.32
01.070 Total Revenue	2,081,979.00	1,980,912.34	(101,066.66)	53,553,801.00	54,927,730.02	1,373,929.02
02.010 Proceeds from Sale of Notes	0.00	0.00	0.00	0.00	0.00	0.00
02.020 State Emergency Loans & Advancements (Approved)	0.00	0.00	0.00	0.00	0.00	0.00
02.040 Operating Transfers-In	0.00	0.00	0.00	8,739.00	14,956.80	6,217.80
02.050 Advances-In	0.00	0.00	0.00	3,842,800.00	3,842,800.00	0.00
02.060 All Other Financial Sources	301.00	(207.30)	(508.30)	86,392.00	82,095.96	(4,296.04)
02.070 Total Other Financing Sources	301.00	(207.30)	(508.30)	3,937,931.00	3,939,852.76	1,921.76
02.080 Total Revenues and Other Financing Sources	2,082,280.00	1,980,705.04	(101,574.96)	57,491,732.00	58,867,582.78	1,375,850.78
03.010 Personal Services	4,862,938.00	4,751,503.74	(111,434.26)	34,357,741.00	32,818,672.39	(1,539,068.61)
03.020 Employees' Retirement/Insurance Benefits	1,726,385.00	1,740,797.44	14,412.44	13,132,646.00	12,504,344.00	(628,302.00)
03.030 Purchased Services	1,675,824.00	1,261,243.79	(414,580.21)	11,197,224.00	8,762,590.22	(2,434,633.78)
03.040 Supplies and Materials	183,236.00	168,596.28	(14,639.72)	2,411,992.00	2,275,304.18	(136,687.82)
03.050 Capital Outlay	44,342.00	0.00	(44,342.00)	117,744.00	32,156.66	(85,587.34)
03.060 Intergovernmental	0.00	0.00	0.00	0.00	0.00	0.00
04.010 Debt Service: All Principal (Historical)	0.00	0.00	0.00	0.00	91,000.00	91,000.00
04.020 Debt Service: Principal-Notes	0.00	0.00	0.00	0.00	0.00	0.00
04.030 Debt Service: Principal - State Loans	0.00	0.00	0.00	0.00	0.00	0.00
04.040 Debt Service: Principal - State Advancements	0.00	0.00	0.00	0.00	0.00	0.00
04.050 Debt Service: Principal - HB 264 Loans	0.00	0.00	0.00	570,000.00	570,000.00	0.00
04.055 Debt Service: Principal - Other	0.00	0.00	0.00	91,000.00	0.00	(91,000.00)
04.060 Debt Service: Interest and Fiscal Charges	0.00	0.00	0.00	260,701.00	261,637.15	936.15
04.300 Other Objects	29,930.00	33,527.83	3,597.83	785,027.00	595,712.16	(189,314.84)
04.500 Total Expenditures	8,522,655.00	7,955,669.08	(566,985.92)	62,924,075.00	57,911,416.76	(5,012,658.24)
05.010 Operational Transfers - Out	0.00	0.00	0.00	1,750,000.00	1,761,325.43	11,325.43
05.020 Advances - Out	0.00	0.00	0.00	0.00	0.00	0.00
05.030 All Other Financing Uses	0.00	0.00	0.00	0.00	0.00	0.00
05.040 Total Other Financing Uses	0.00	0.00	0.00	1,750,000.00	1,761,325.43	11,325.43
05.050 Total Expenditure and Other Financing Uses	8,522,655.00	7,955,669.08	(566,985.92)	64,674,075.00	59,672,742.19	(5,001,332.81)
06.010 Excess Rev & Oth Financing Sources over(under) Exp & Oth F	(6,440,375.00)	(5,974,964.04)	465,410.96	(7,182,343.00)	(805,159.41)	6,377,183.59
07.010 Cash Balance-July1 -Excluding Proposed Renew/Replace & New	0.00	36,626,950.84	36,626,950.84	0.00	31,457,146.21	31,457,146.21
07.020 Cash Balance June 30	(6,440,375.00)	30,651,986.80	37,092,361.80	(7,182,343.00)	30,651,986.80	37,834,329.80
08.010 Estimated Encumbrances June 30	0.00	10,282,434.36	10,282,434.36	0.00	10,282,434.36	10,282,434.36

Willoughby-Eastlake City School District
Revenue vs Estimate Report
For The Month Ended January 31, 2024

SM-2 LINE #	RECEIPT CODE	REVENUE SOURCE	7/12	58.33%	% OF
			FISCAL YR 2024 ESTIMATE	FYTD ACTUAL	FISCAL YR 2024 ESTIMATE
Revenues:					
1.010	1111	General Property Tax (Real Estate)	\$ 68,758,495	\$ 32,005,659	46.55%
1.020	1122	Public Utility Tangible Tax	\$ 8,308,511	\$ 4,101,087	49.36%
			\$ 8,308,511	\$ 4,101,087	49.36%
1.035	3110	State Foundation	\$ 16,665,241	\$ 9,664,355	57.99%
1.035	3190	Other Unrestricted Grants-In-Aid Casino	469,614	449,924	95.81%
			\$ 17,134,855	\$ 10,114,279	59.03%
1.040	3211	Economic Disadvantaged Funding	\$ 699,243	\$ 394,831	56.47%
1.040	3215	Career Technical Education Funding	160,699	93,433	58.14%
1.040	3216	Gifted Education Funding	253,124	146,966	58.06%
1.040	3217	English Learner Funding	25,679	15,046	58.59%
1.040	3218	Student Wellness and Success Funding	528,907	308,701	58.37%
1.040	3219	Other Restricted Grants-in-Aid Funds	6,900	6,900	100.00%
			\$ 1,674,552	\$ 965,877	57.68%
1.050	3131	12.5% Homestead and Rollback	\$ 6,474,366	\$ 3,235,514	49.97%
1.050	3132	Homestead Exemption	1,577,453	805,246	51.05%
1.050	3135	State Reimbursement for TPP Tax Loss	-	-	0.00%
			\$ 8,051,819	\$ 4,040,760	50.18%
1.060	1221	Tuition Regular School-Other Districts	\$ 330,000	\$ 166,033	50.31%
1.060	1223	Tuition, Other Districts-Special Education	70,000	56,356	80.51%
1.060	1229	Excel TECC Tuition	295,372	531,554	179.96%
1.060	1290	College Credit Plus	10,000	4,852	48.52%
1.060	1410	Interest on Investments	2,682,300	1,523,997	56.82%
1.060	1635	Pay-to-Participate Fees	150,000	119,466	79.64%
1.060	1710	Preschool Snack Fees	-	-	0.00%
1.060	1730	Sale of Textbooks	500	-	0.00%
1.060	1740	Class Fees	274,500	185,738	67.66%
1.060	1810	Rental Income	300,000	120,794	40.26%
1.060	1820	Donations	25,000	2,750	11.00%
1.060	1832	Services Provided to Mayfield	6,670	5,840	87.56%
1.060	1840	School Latch Key	150,000	106,263	70.84%

Willoughby-Eastlake City School District
Revenue vs Estimate Report
For The Month Ended January 31, 2024

			7/12	58.33%	% OF
SM-2	RECEIPT		FISCAL YR	FYTD	FISCAL YR
LINE #	CODE	REVENUE SOURCE	2024 ESTIMATE	ACTUAL	2024 ESTIMATE

Line 1.060 Continued

1.060	1860	Fines-lost/replaced/damaged Books	\$ 4,000	\$ 5,210	130.26%
1.060	1880	Compensation for Prop. Tax Exemption	275,000	210,720	76.63%
1.060	1890	Other Revenue & Miscellaneous	1,238,310	660,496	53.34%
1.060	1931	Sale of Real Property	-	-	0.00%
1.060	1933	Sale of Personal Property	40,000	17,839	44.60%
1.060	1934	Insurance Proceeds	20,000	-	0.00%
			\$ 5,871,652	\$ 3,717,907	63.32%

	Total Revenue	\$ 109,799,884	\$ 54,945,569	50.04%
--	----------------------	-----------------------	----------------------	---------------

Other Financing Sources:

2.040	5100	Transfers In	\$ 15,000	\$ 14,957	99.71%
2.050	5220	Advances In	3,842,800	3,842,800	100.00%
2.060	5300	Refund of Prior Year Expenditure	100,000	64,257	64.26%
			Total Other Financing Sources	\$ 3,922,014	99.10%

	Total Revenue and Other Financing Sources	\$ 113,757,684	\$ 58,867,582	51.75%
--	--	-----------------------	----------------------	---------------

Willoughby-Eastlake City School District
Expenditure vs Appropriation Report
For The Month Ended January 31, 2024

SM-2 LINE #	EXPENDITURES	PERMANENT APPROPRIATION FISCAL YR 2024	58.33% FYTD 2024 ACTUAL	% OF PERMANENT APPROPRIATIONS FISCAL YR 2024
111	Certified Employees Salary	\$ 44,257,560	\$ 25,074,248	56.66%
112	Sub Teachers	1,217,155	662,343	54.42%
113	Extra Duty/Supplemental Teachers	827,104	468,111	56.60%
119	Other Certified - Meetings, Events, etc.	281,407	142,351	50.59%
139	Other Salary - Certified	56,538	2,917	5.16%
141	Classified Support Employees	10,888,028	6,070,563	55.75%
142	Sub Employees	239,037	106,284	44.46%
143	Extra Duty/Supplemental Classified	422,309	170,342	40.34%
144	Overtime	138,398	78,740	56.89%
149	Additional Hours	61,651	37,524	60.87%
171	Board Members	13,650	5,250	38.46%
3.010	SALARIES & WAGES	\$ 58,402,837	\$ 32,818,672	56.19%
211	STRS Retirement	\$ 7,140,162	\$ 4,195,465	58.76%
213	Medicare Tax Payments	910,518	505,190	55.48%
221	SERS Retirement	2,201,756	1,255,342	57.02%
222	SERS Retirement Pick-Up	58,450	33,890	57.98%
223	Social Security	300	-	0.00%
231	Tuition Reimbursement	5,000	2,490	49.80%
232	Uniform, Tools and Equipment Reimb.	63,167	41,300	65.38%
239	Insurance Waiver	328,304	170,226	51.85%
241	Medical Insurance - Certified	8,586,626	4,966,618	57.84%
242	Life Insurance - Certified	93,202	50,182	53.84%
251	Medical Insurance - Classified	2,226,733	1,254,474	56.34%
252	Life Insurance - Classified	20,737	8,131	39.21%
260	Workers Compensation	300,000	-	0.00%
270	Deferred Compensation	42,072	21,036	50.00%
281	Unemployment Compensation	30,000	-	0.00%
291	Other Benefits	869	-	0.00%
3.020	FRINGES	\$ 22,007,897	\$ 12,504,344	56.82%
411	Instructional Services	\$ 250,000	\$ 110,742	44.30%
412	Instructional Improvement Services	67,500	33,521	49.66%
413	Health Services	417,100	265,237	63.59%
414	Staff Services	46,900	46,071	98.23%
415	Management Services	256,900	150,718	58.67%
416	Data Processing	179,910	91,974	51.12%
417	Statistical Services	20,000	10,788	53.94%
418	Professional/Legal Services	339,750	79,178	23.30%
419	Other Professional Services	163,900	91,926	56.09%

Willoughby-Eastlake City School District
Expenditure vs Appropriation Report
For The Month Ended January 31, 2024

SM-2 LINE #	EXPENDITURES	PERMANENT APPROPRIATION FISCAL YR 2024	58.33% FYTD 2024 ACTUAL	% OF PERMANENT APPROPRIATIONS FISCAL YR 2024
400'S CONTINUED				
422	Garbage Removal & Cleaning	\$ 90,000	\$ 45,752	50.84%
423	Repairs	484,060	532,917	110.09%
425	Rental Contracts/Agreements	52,100	18,466	35.44%
426	Copier Lease	75,000	42,728	56.97%
429	Other Property Services	695,370	258,574	37.19%
439	Professional Meetings/Travel	137,340	60,676	44.18%
441	Telephones	59,450	20,556	34.58%
443	Postage	39,870	10,132	25.41%
444	Postage Machine Rental	3,500	1,640	46.87%
446	Advertising	1,500	81	5.38%
447	Internet Access Service	105,040	6,408	6.10%
449	Other Services	7,000	-	0.00%
451	Electric	1,400,000	663,094	47.36%
452	Water/Sewage	120,000	63,935	53.28%
453	Gas Heat	400,000	160,211	40.05%
461	Printing	61,560	40,855	66.37%
469	Other Trade Services	78,320	42,427	54.17%
471	Tuition - Other Districts Regular	760,000	127,891	16.83%
473	Tuition - Private Facility	15,000	11,459	76.39%
474	Tuition - Excess Costs	60,000	2,322	3.87%
475	Special Education Tuition - Other Dist.	1,105,000	415,983	37.65%
477	Open Enrollment Transfers/Adjustments	420,000	785,847	187.11%
478	Community School Payments	-	-	0.00%
479	Other Tuition - Post Secondary	2,326,000	205,482	8.83%
482	ESC Transportation	-	-	0.00%
483	Transportation Service	8,770,000	3,691,405	42.09%
484	Payment in Lieu of Transportation	78,000	-	0.00%
485	Transportation - Enrichment	1,010,500	483,478	47.85%
486	Transportation - Extracurricular	253,000	105,554	41.72%
499	Other Purchased Services	126,000	84,560	67.11%
3.030	PURCHASED SERVICES	\$ 20,475,570	\$ 8,762,590	42.80%
511	Instructional-Materials/Supplies	\$ 308,910	\$ 212,800	68.89%
512	Office-Materials/Supplies	200,559	24,519	12.23%
514	Health & Hygiene Supplies	30,510	10,658	34.93%
516	Software Materials	1,062,607	832,134	78.31%
517	Computer Supplies	408,140	58,463	14.32%
519	Other Supplies	3,300	1,935	58.64%

Willoughby-Eastlake City School District
Expenditure vs Appropriation Report
For The Month Ended January 31, 2024

SM-2 LINE #	EXPENDITURES	PERMANENT APPROPRIATION FISCAL YR 2024	58.33% FYTD 2024 ACTUAL	% OF PERMANENT APPROPRIATIONS FISCAL YR 2024
500'S CONTINUED				
	521 Textbooks	\$ 500	\$ 278	55.53%
	523 Textbook Rebinding	-	-	0.00%
	525 Online Materials	1,500	-	0.00%
	526 College Credit Plus Textbooks	56,800	26,921	47.40%
	531 Library Books	9,200	4,657	50.62%
	541 Newspapers	-	-	0.00%
	542 Periodicals	450	371	82.41%
	546 Digital Subscriptions	12,505	5,438	43.49%
	551 Supplies for Resale	585,885	511,444	87.29%
	552 Workbooks for Resale	-	-	0.00%
	569 Other - Food Expense	26,300	5,225	19.87%
	571 Grounds - Supplies	34,710	27,086	78.04%
	572 Maintenance - Supplies	294,090	195,998	66.65%
	573 Custodial - Supplies	37,500	22,972	61.26%
	581 Vehicle Supplies	15,000	5,556	37.04%
	582 Gasoline	651,300	265,635	40.79%
	590 Other Supplies & Materials	184,530	63,213	34.26%
3.040	SUPPLIES, MATERIALS & TEXTS	\$ 3,924,296	\$ 2,275,304	57.98%
	630 Site Improvements	\$ -	\$ -	0.00%
	644 Technical Equipment	131,290	4,704	3.58%
	645 Capitalized Equipment	62,430	27,452	43.97%
	650 Vehicles	-	-	0.00%
3.050	TOTAL CAPITAL OUTLAY	\$ 193,720	\$ 32,157	16.60%
4.055	811 Serial Bonds - Principal	\$ 91,000	\$ 91,000	100.00%
4.055	812 Short Term Notes - Principal	390,503	-	0.00%
4.050	814 Loans for Energy Conservation - Principal	570,000	570,000	100.00%
	PRINCIPAL PAYMENTS	\$ 1,051,503	\$ 661,000	62.86%
	821 Serial Bonds - Interest	\$ 12,450	\$ 6,680	53.65%
	822 Short Term Notes - Interest	407,540	203,770	50.00%
	824 Loans for Energy Conservation - Interest	90,975	51,188	56.27%
4.060	INTEREST PAYMENTS	\$ 510,965	\$ 261,637	51.20%
	839 Other Debt Service Payments	\$ -	\$ -	0.00%
	841 Membership Fees	34,650	20,436	58.98%
	842 Shipping & Freight Charges	19,340	16,755	86.63%

Willoughby-Eastlake City School District
Expenditure vs Appropriation Report
For The Month Ended January 31, 2024

SM-2 LINE #	EXPENDITURES	PERMANENT APPROPRIATION FISCAL YR 2024	58.33% FYTD 2024 ACTUAL	% OF PERMANENT APPROPRIATIONS FISCAL YR 2024
800'S CONTINUED				
	843 Charges for Audit Exams	\$ 60,000	\$ 42,586	70.98%
	844 ESC Per Pupil Deduction	46,000	11,465	24.92%
	845 Property Tax Collection Fees	950,000	200,303	21.08%
	846 Election Expenses	-	64,644	0.00%
	847 Delinquent Land Taxes	170,000	25,359	14.92%
	848 Bank Charges	50,250	26,080	51.90%
	849 Other Dues & Fees	57,710	46,845	81.17%
	851 Liability Insurance	492,300	140,812	28.60%
	882 Awards/Prizes for Competition	-	-	0.00%
	889 Other Awards and Prizes	3,890	428	11.01%
	899 Miscellaneous	3,000	-	0.00%
4.300	OTHER EXPENSES	\$ 1,887,140	\$ 595,712	31.57%
5.010	911 Transfers	\$ 1,800,000	1,761,325	97.85%
5.020	921 Advances	3,000,000	-	0.00%
5.030	930 Refund of Prior Year Receipts	-	-	0.00%
	TRANSFERS & ADVANCES	\$ 4,800,000	\$ 1,761,325	36.69%
5.050	TOTAL EXPENDITURES	\$ 113,253,928	\$ 59,672,741	52.69%

Start Date: 01/01/2024

End Date: 01/31/2024

Willoughby-Eastlake City BOE Disbursement Summary Report

Reference Number	Check Number	Date	Type	Status	Name	Amount	Reconcile Date	Void Date
68804	656696	1/8/2024	ACCOUNTS_PAYABLE RECONCILED		TSA CONSULTING GROUP INC	\$ 208.34	1/31/2024	
68905	656697	1/12/2024	ACCOUNTS_PAYABLE RECONCILED		ACT	787.25	1/31/2024	
68830	656698	1/12/2024	ACCOUNTS_PAYABLE RECONCILED		ACTIVE PLUMBING SUPPLY	240.62	1/31/2024	
68908	656699	1/12/2024	ACCOUNTS_PAYABLE RECONCILED		AGILE SIGN & LIGHTING MAINT INC	315.00	1/31/2024	
68893	656700	1/12/2024	ACCOUNTS_PAYABLE RECONCILED		ALLHEARTS LLC	802.49	1/31/2024	
68841	656701	1/12/2024	ACCOUNTS_PAYABLE RECONCILED		ALMUR CONSTRUCTION INC	15,190.96	1/31/2024	
68813	656702	1/12/2024	ACCOUNTS_PAYABLE RECONCILED		AMAZON CAPITAL SERVICES, INC	5,107.60	1/31/2024	
68889	656703	1/12/2024	ACCOUNTS_PAYABLE RECONCILED		ASCD	89.00	1/31/2024	
68851	656704	1/12/2024	ACCOUNTS_PAYABLE RECONCILED		AUTOZONE STORES LLC	197.85	1/31/2024	
68812	656705	1/12/2024	ACCOUNTS_PAYABLE RECONCILED		B & H PHOTO VIDEO	1,870.51	1/31/2024	
68852	656706	1/12/2024	ACCOUNTS_PAYABLE RECONCILED		BANK OF AMERICA LOCKBOX SVCS	733,241.34	1/31/2024	
68914	656707	1/12/2024	ACCOUNTS_PAYABLE RECONCILED		BASA	295.00	1/31/2024	
68877	656708	1/12/2024	ACCOUNTS_PAYABLE RECONCILED		BEST TRUCK EQUIP INC	320.49	1/31/2024	
68902	656709	1/12/2024	ACCOUNTS_PAYABLE RECONCILED		BLACK, AMANDA	149.99	1/31/2024	
68850	656710	1/12/2024	ACCOUNTS_PAYABLE RECONCILED		CAMFEL PRODUCTIONS INC	3,266.00	1/31/2024	
68836	656711	1/12/2024	ACCOUNTS_PAYABLE RECONCILED		CAMPUS IVY	380.00	1/31/2024	
68892	656712	1/12/2024	ACCOUNTS_PAYABLE RECONCILED		CAROLINA BIOLOGICAL SUPPLY	82.72	1/31/2024	
68925	656713	1/12/2024	ACCOUNTS_PAYABLE RECONCILED		CCT FINANCIAL	195.00	1/31/2024	
68835	656714	1/12/2024	ACCOUNTS_PAYABLE RECONCILED		CDW GOVERNMENT	46,275.13	1/31/2024	
68897	656715	1/12/2024	ACCOUNTS_PAYABLE RECONCILED		CHRISTIAN, MARC	300.00	1/31/2024	
68816	656716	1/12/2024	ACCOUNTS_PAYABLE RECONCILED		CINTAS CORPORATION	626.90	1/31/2024	
68918	656717	1/12/2024	ACCOUNTS_PAYABLE RECONCILED		CIRO'S SEWER CLEANING INC	1,920.00	1/31/2024	
68909	656718	1/12/2024	ACCOUNTS_PAYABLE RECONCILED		COLAGROSS, LOUIS	1,370.00	1/31/2024	
68894	656719	1/12/2024	ACCOUNTS_PAYABLE RECONCILED		COLLEGE BOARD	1,043.10	1/31/2024	
68919	656720	1/12/2024	ACCOUNTS_PAYABLE RECONCILED		COMMUNITY BUS SERVICES INC	490.38	1/31/2024	
68887	656721	1/12/2024	ACCOUNTS_PAYABLE RECONCILED		COMPLETE PEST MANAGEMENT LTD	175.00	1/31/2024	
68896	656722	1/12/2024	ACCOUNTS_PAYABLE RECONCILED		CPI	200.00	1/31/2024	
68859	656723	1/12/2024	ACCOUNTS_PAYABLE RECONCILED		CURRICULUM ASSOCIATES LLC	56.25	1/31/2024	
68832	656724	1/12/2024	ACCOUNTS_PAYABLE RECONCILED		DCW GROUP	10,000.00	1/31/2024	

Start Date: 01/01/2024

End Date: 01/31/2024

Willoughby-Eastlake City BOE Disbursement Summary Report

Reference Number	Check Number	Date	Type	Status	Name	Amount	Reconcile Date	Void Date
68910	656725	1/12/2024	ACCOUNTS_PAYABLE RECONCILED		DECKER INC	\$ 237.21	1/31/2024	
68857	656726	1/12/2024	ACCOUNTS_PAYABLE RECONCILED		DEX IMAGING LLC	7,077.47	1/31/2024	
68847	656727	1/12/2024	ACCOUNTS_PAYABLE OUTSTANDING		DIETZ, JEFFREY	225.00		
68873	656728	1/12/2024	ACCOUNTS_PAYABLE RECONCILED		DOMINION ENERGY OHIO	1,174.05	1/31/2024	
68833	656729	1/12/2024	ACCOUNTS_PAYABLE RECONCILED		EDUPARTS LLC	1,524.50	1/31/2024	
68874	656730	1/12/2024	ACCOUNTS_PAYABLE RECONCILED		EGOLDFAX DBA	239.96	1/31/2024	
68891	656731	1/12/2024	ACCOUNTS_PAYABLE RECONCILED		ELECTRICAL APPLIANCE REPAIR	160.00	1/31/2024	
68920	656732	1/12/2024	ACCOUNTS_PAYABLE RECONCILED		ESC OF NORTHEAST OHIO	41,493.84	1/31/2024	
68817	656733	1/12/2024	ACCOUNTS_PAYABLE RECONCILED		ESC OF THE WESTERN RESERVE	10,770.15	1/31/2024	
68922	656734	1/12/2024	ACCOUNTS_PAYABLE RECONCILED		EUCLID CITY SCHOOLS	990.00	1/31/2024	
68834	656735	1/12/2024	ACCOUNTS_PAYABLE RECONCILED		EUCLID GLASS & STEEL DOOR INC	1,205.00	1/31/2024	
68871	656736	1/12/2024	ACCOUNTS_PAYABLE RECONCILED		FIRST AMERICAN ADMINISTRATORS INC	4,086.31	1/31/2024	
68867	656737	1/12/2024	ACCOUNTS_PAYABLE RECONCILED		FOLLETT SCHOOL SOLUTIONS	2,597.39	1/31/2024	
68932	656738	1/12/2024	ACCOUNTS_PAYABLE RECONCILED		FORD, JIMAYA	1,979.00	1/31/2024	
68930	656739	1/12/2024	ACCOUNTS_PAYABLE RECONCILED		GALLAGHER, TIMOTHY M	300.00	1/31/2024	
68820	656740	1/12/2024	ACCOUNTS_PAYABLE RECONCILED		GENE PTACEK & SON FIRE EQUIP	3,887.00	1/31/2024	
68911	656741	1/12/2024	ACCOUNTS_PAYABLE RECONCILED		GOODMAN DISTRIBUTION INC	44.66	1/31/2024	
68825	656742	1/12/2024	ACCOUNTS_PAYABLE RECONCILED		GRAINGER, INC.	2,529.36	1/31/2024	
68916	656743	1/12/2024	ACCOUNTS_PAYABLE RECONCILED		H & M CONCRETE & SEWER	13,900.00	1/31/2024	
68879	656744	1/12/2024	ACCOUNTS_PAYABLE RECONCILED		HANDY RENTS-ALADDIN RENTS	511.65	1/31/2024	
68888	656745	1/12/2024	ACCOUNTS_PAYABLE RECONCILED		HENRY SCHEIN INC	225.16	1/31/2024	
68895	656746	1/12/2024	ACCOUNTS_PAYABLE RECONCILED		HINER, DAVID	111.28	1/31/2024	
68866	656747	1/12/2024	ACCOUNTS_PAYABLE RECONCILED		HUDSON, CHAD	600.00	1/31/2024	
68849	656748	1/12/2024	ACCOUNTS_PAYABLE OUTSTANDING		ICONSULTING LLC	200.00		
68821	656749	1/12/2024	ACCOUNTS_PAYABLE RECONCILED		ILLUMINATING CO	14,426.90	1/31/2024	
68844	656750	1/12/2024	ACCOUNTS_PAYABLE RECONCILED		IRVING INDEPENDENT SCHOOL DISTRICT	285.00	1/31/2024	
68823	656751	1/12/2024	ACCOUNTS_PAYABLE RECONCILED		JOHNSTONE SUPPLY	78.94	1/31/2024	
68924	656752	1/12/2024	ACCOUNTS_PAYABLE RECONCILED		JUNIOR LIBRARY GUILD	1,459.42	1/31/2024	

Start Date: 01/01/2024

End Date: 01/31/2024

Willoughby-Eastlake City BOE Disbursement Summary Report

Reference Number	Check Number	Date	Type	Status	Name	Amount	Reconcile Date	Void Date
68824	656753	1/12/2024	ACCOUNTS_PAYABLE RECONCILED		KALEIDOSCOPE LEARNING INC	\$ 5,350.00	1/31/2024	
68907	656754	1/12/2024	ACCOUNTS_PAYABLE RECONCILED		KELLY, BRIAN J	300.00	1/31/2024	
68853	656755	1/12/2024	ACCOUNTS_PAYABLE RECONCILED		L. C. DEPT OF UTILITIES	1,834.97	1/31/2024	
68828	656756	1/12/2024	ACCOUNTS_PAYABLE RECONCILED		LAKE COUNTY YMCA	3,432.21	1/31/2024	
68901	656757	1/12/2024	ACCOUNTS_PAYABLE RECONCILED		LAKETEC COMMUNICATIONS INC	224.00	1/31/2024	
68872	656758	1/12/2024	ACCOUNTS_PAYABLE RECONCILED		LAKETRAN	42.50	1/31/2024	
68931	656759	1/12/2024	ACCOUNTS_PAYABLE OUTSTANDING		LEARNWELL	194.52		
68827	656760	1/12/2024	ACCOUNTS_PAYABLE RECONCILED		LENTINE, LOUIS M	225.00	1/31/2024	
68878	656761	1/12/2024	ACCOUNTS_PAYABLE RECONCILED		LINGO COMMUNICATIONS, LLC	198.74	1/31/2024	
68903	656762	1/12/2024	ACCOUNTS_PAYABLE RECONCILED		MACKEY, BAILEY	324.12	1/31/2024	
68904	656763	1/12/2024	ACCOUNTS_PAYABLE RECONCILED		MALLEY'S CHOCOLATES	4,200.00	1/31/2024	
68814	656764	1/12/2024	ACCOUNTS_PAYABLE RECONCILED		MARS ELECTRIC COMPANY	5,364.83	1/31/2024	
68917	656765	1/12/2024	ACCOUNTS_PAYABLE OUTSTANDING		MCMAHON, JAMIE	139.39		
68865	656766	1/12/2024	ACCOUNTS_PAYABLE RECONCILED		MENTOR MFG	138.37	1/31/2024	
68839	656767	1/12/2024	ACCOUNTS_PAYABLE RECONCILED		MICHIGAN HEALTH COUNCIL	150.00	1/31/2024	
68923	656768	1/12/2024	ACCOUNTS_PAYABLE RECONCILED		MORELAND, JULIE	34.85	1/31/2024	
68875	656769	1/12/2024	ACCOUNTS_PAYABLE RECONCILED		NETWORK BILLING SYSTEMS LLC	2,668.27	1/31/2024	
68815	656770	1/12/2024	ACCOUNTS_PAYABLE RECONCILED		NICHOLS PAPER & SUPPLY CO	3,076.95	1/31/2024	
68854	656771	1/12/2024	ACCOUNTS_PAYABLE RECONCILED		O.E. MEYER CO	367.97	1/31/2024	
68811	656772	1/12/2024	ACCOUNTS_PAYABLE RECONCILED		ODP BUSINESS SOLUTIONS LLC	116.04	1/31/2024	
68822	656773	1/12/2024	ACCOUNTS_PAYABLE RECONCILED		OHIO ASSOC OF SECONDARY SCHOOL ADMINS	1,500.00	1/31/2024	
68928	656774	1/12/2024	ACCOUNTS_PAYABLE RECONCILED		OHIO ASSOCIATION FOR GIFTED CHILDREN	130.00	1/31/2024	
68926	656775	1/12/2024	ACCOUNTS_PAYABLE RECONCILED		OHIO ASSOCIATION OF SCHOOL BUSINESS OFFICIALS	100.00	1/31/2024	
68915	656776	1/12/2024	ACCOUNTS_PAYABLE RECONCILED		OHIO ASSOCIATION OF SCHOOL PERSONNEL ADMINISTRATORS	150.00	1/31/2024	

Start Date: 01/01/2024

End Date: 01/31/2024

Willoughby-Eastlake City BOE Disbursement Summary Report

Reference Number	Check Number	Date	Type	Status	Name	Amount	Reconcile Date	Void Date
68843	656777	1/12/2024	ACCOUNTS_PAYABLE RECONCILED		OHIO BUREAU OF CRIMINAL IDENTIFICATION	\$ 1,646.50	1/31/2024	
68819	656778	1/12/2024	ACCOUNTS_PAYABLE RECONCILED		PARKER, CYNTHIA	42.25	1/31/2024	
68826	656779	1/12/2024	ACCOUNTS_PAYABLE RECONCILED		PATRICK, BRIAN	106.17	1/31/2024	
68810	656780	1/12/2024	ACCOUNTS_PAYABLE OUTSTANDING		PECON, THERESE	313.64		
68876	656781	1/12/2024	ACCOUNTS_PAYABLE RECONCILED		PETERS KALAIL & MARKAKIS CO L.P.A	4,498.38	1/31/2024	
68906	656782	1/12/2024	ACCOUNTS_PAYABLE RECONCILED		PETTY CASH (GRANT SCHOOL)	200.00	1/31/2024	
68890	656783	1/12/2024	ACCOUNTS_PAYABLE RECONCILED		PLAYHOUSE SQUARE	462.00	1/31/2024	
68840	656784	1/12/2024	ACCOUNTS_PAYABLE RECONCILED		POMPILI PRECAST CONCRETE	1,550.00	1/31/2024	
68913	656785	1/12/2024	ACCOUNTS_PAYABLE RECONCILED		POPULI, INC	1,767.00	1/31/2024	
68881	656786	1/12/2024	ACCOUNTS_PAYABLE OUTSTANDING		PTCFAST.COM	150.00		
68818	656787	1/12/2024	ACCOUNTS_PAYABLE RECONCILED		QUILL CORPORATION	114.19	1/31/2024	
68869	656788	1/12/2024	ACCOUNTS_PAYABLE RECONCILED		RAPTOR TECHNOLOGIES LLC	330.00	1/31/2024	
68912	656789	1/12/2024	ACCOUNTS_PAYABLE RECONCILED		RE-ED ACCESS	8,484.00	1/31/2024	
68900	656790	1/12/2024	ACCOUNTS_PAYABLE RECONCILED		RE-ED TRANSPORTATION	4,704.00	1/31/2024	
68861	656791	1/12/2024	ACCOUNTS_PAYABLE RECONCILED		RE-EDUCATION SERVICES INC	14,862.00	1/31/2024	
68845	656792	1/12/2024	ACCOUNTS_PAYABLE RECONCILED		REA & ASSOCIATES INC	17,340.00	1/31/2024	
68880	656793	1/12/2024	ACCOUNTS_PAYABLE RECONCILED		REFRIGERATION SALES CORP	802.09	1/31/2024	
68831	656794	1/12/2024	ACCOUNTS_PAYABLE RECONCILED		REIK, LAWRENCE	340.00	1/31/2024	
68838	656795	1/12/2024	ACCOUNTS_PAYABLE RECONCILED		SANTEE LOCKS & MORE LLC	6,678.39	1/31/2024	
68842	656796	1/12/2024	ACCOUNTS_PAYABLE RECONCILED		SELL, SCOTT A	132.85	1/31/2024	
68856	656797	1/12/2024	ACCOUNTS_PAYABLE RECONCILED		SHANNON FENCE LTD	4,200.00	1/31/2024	
68864	656798	1/12/2024	ACCOUNTS_PAYABLE RECONCILED		SHERWIN WILLIAMS CO	61.24	1/31/2024	
68858	656799	1/12/2024	ACCOUNTS_PAYABLE RECONCILED		SHERWOOD, THOMAS	300.00	1/31/2024	
68927	656800	1/12/2024	ACCOUNTS_PAYABLE RECONCILED		SHRED-IT	172.17	1/31/2024	
68860	656801	1/12/2024	ACCOUNTS_PAYABLE RECONCILED		STANTON'S SHEET MUSIC	169.25	1/31/2024	
68863	656802	1/12/2024	ACCOUNTS_PAYABLE RECONCILED		STAPLES	1,741.38	1/31/2024	
68886	656803	1/12/2024	ACCOUNTS_PAYABLE RECONCILED		SUBWAY	299.60	1/31/2024	
68848	656804	1/12/2024	ACCOUNTS_PAYABLE RECONCILED		SUPERIOR AUTO PARTS	441.47	1/31/2024	

Start Date: 01/01/2024

End Date: 01/31/2024

Willoughby-Eastlake City BOE Disbursement Summary Report

Reference Number	Check Number	Date	Type	Status	Name	Amount	Reconcile Date	Void Date
68882	656805	1/12/2024	ACCOUNTS_PAYABLE RECONCILED		T-MOBILE	\$ 980.00	1/31/2024	
68898	656806	1/12/2024	ACCOUNTS_PAYABLE RECONCILED		TARKA TECHNOLOGY GROUP LLC	1,985.75	1/31/2024	
68837	656807	1/12/2024	ACCOUNTS_PAYABLE RECONCILED		THE CITY OF WILLOUGHBY	12,343.50	1/31/2024	
68884	656808	1/12/2024	ACCOUNTS_PAYABLE OUTSTANDING		TLC TRANSPORTATION SERVICES	4,060.00		
68929	656809	1/12/2024	ACCOUNTS_PAYABLE RECONCILED		TQT LABORATORIES INC	436.00	1/31/2024	
68883	656810	1/12/2024	ACCOUNTS_PAYABLE RECONCILED		TREASURER, STATE OF OHIO	50.00	1/31/2024	
68855	656811	1/12/2024	ACCOUNTS_PAYABLE RECONCILED		UH OCCUPATIONAL HEALTH	4,505.25	1/31/2024	
68862	656812	1/12/2024	ACCOUNTS_PAYABLE RECONCILED		US BANK	89.13	1/31/2024	
68870	656813	1/12/2024	ACCOUNTS_PAYABLE RECONCILED		VALIC	555,431.28	1/31/2024	
68899	656814	1/12/2024	ACCOUNTS_PAYABLE RECONCILED		VERIZON WIRELESS	171.82	1/31/2024	
68868	656815	1/12/2024	ACCOUNTS_PAYABLE RECONCILED		W.B. MASON CO	1,281.30	1/31/2024	
68829	656816	1/12/2024	ACCOUNTS_PAYABLE RECONCILED		WARD, PATRICK	1,000.00	1/31/2024	
68885	656817	1/12/2024	ACCOUNTS_PAYABLE RECONCILED		WASTE MANAGEMENT	290.98	1/31/2024	
68921	656818	1/12/2024	ACCOUNTS_PAYABLE RECONCILED		WEBER DOOR INC	532.00	1/31/2024	
68846	656819	1/12/2024	ACCOUNTS_PAYABLE RECONCILED		WOLTERS KLUWER HEALTH INC	7,760.92	1/31/2024	
68933	656820	1/18/2024	REFUND	RECONCILED	WILLIAMS, CHARISSE	13.35	1/31/2024	
68934	656821	1/18/2024	REFUND	RECONCILED	HOWMAN, NICOLE	37.70	1/31/2024	
68945	656822	1/22/2024	ACCOUNTS_PAYABLE RECONCILED		ALMUR CONSTRUCTION INC	5,985.00	1/31/2024	
68935	656823	1/22/2024	ACCOUNTS_PAYABLE RECONCILED		AMAZON CAPITAL SERVICES, INC	3,526.73	1/31/2024	
68950	656824	1/22/2024	ACCOUNTS_PAYABLE RECONCILED		AUTOZONE STORES LLC	45.41	1/31/2024	
68974	656825	1/22/2024	ACCOUNTS_PAYABLE RECONCILED		BANK OF AMERICA LOCKBOX SVCS	354.24	1/31/2024	
68955	656826	1/22/2024	ACCOUNTS_PAYABLE OUTSTANDING		BARKER FAMILY ENTERTAINMENT	770.00		
68954	656827	1/22/2024	ACCOUNTS_PAYABLE RECONCILED		BEST PIZZA AND SANDWICHES	91.97	1/31/2024	
68947	656828	1/22/2024	ACCOUNTS_PAYABLE RECONCILED		BEST SUPPLY INC	387.51	1/31/2024	
68981	656829	1/22/2024	ACCOUNTS_PAYABLE OUTSTANDING		BIAGIO'S DONUT SHOP & PIZZERIA	15.00		
68985	656830	1/22/2024	ACCOUNTS_PAYABLE OUTSTANDING		BUREAU OF EDUCATION & RESEARCH	5,450.00		
68938	656831	1/22/2024	ACCOUNTS_PAYABLE OUTSTANDING		CARRILLO, JOSE	300.00		

Start Date: 01/01/2024

End Date: 01/31/2024

Willoughby-Eastlake City BOE Disbursement Summary Report

Reference Number	Check Number	Date	Type	Status	Name	Amount	Reconcile Date	Void Date
68941	656832	1/22/2024	ACCOUNTS_PAYABLE RECONCILED		CDW GOVERNMENT	\$ 23,588.55	1/31/2024	
68958	656833	1/22/2024	ACCOUNTS_PAYABLE RECONCILED		CHRISTIAN, MARC	300.00	1/31/2024	
68948	656834	1/22/2024	ACCOUNTS_PAYABLE RECONCILED		CINTAS CORPORATION	99.75	1/31/2024	
68957	656835	1/22/2024	ACCOUNTS_PAYABLE RECONCILED		CIRO'S SEWER CLEANING INC	280.00	1/31/2024	
68952	656836	1/22/2024	ACCOUNTS_PAYABLE OUTSTANDING		DIETZ, JEFFREY	562.50		
68972	656837	1/22/2024	ACCOUNTS_PAYABLE RECONCILED		EDUPARTS LLC	299.90	1/31/2024	
68966	656838	1/22/2024	ACCOUNTS_PAYABLE RECONCILED		ELECTRICAL APPLIANCE REPAIR	935.00	1/31/2024	
68936	656839	1/22/2024	ACCOUNTS_PAYABLE RECONCILED		FALZONE, MONICA	374.76	1/31/2024	
68944	656840	1/22/2024	ACCOUNTS_PAYABLE RECONCILED		FISHER SCIENTIFIC	948.59	1/31/2024	
68968	656841	1/22/2024	ACCOUNTS_PAYABLE RECONCILED		FUSION CLOUD SERVICES LLC	659.19	1/31/2024	
68962	656842	1/22/2024	ACCOUNTS_PAYABLE RECONCILED		GALLAGHER, TIMOTHY M	300.00	1/31/2024	
68975	656843	1/22/2024	ACCOUNTS_PAYABLE RECONCILED		GREAT LAKES PETROLEUM	25,075.63	1/31/2024	
68965	656844	1/22/2024	ACCOUNTS_PAYABLE OUTSTANDING		HOLDEN, JAMES LEE	300.00		
68956	656845	1/22/2024	ACCOUNTS_PAYABLE RECONCILED		HUDSON, CHAD	300.00	1/31/2024	
68960	656846	1/22/2024	ACCOUNTS_PAYABLE RECONCILED		KEIDEL, CARLA	157.79	1/31/2024	
68971	656847	1/22/2024	ACCOUNTS_PAYABLE RECONCILED		KELLY, BRIAN J	480.00	1/31/2024	
68951	656848	1/22/2024	ACCOUNTS_PAYABLE RECONCILED		LENTINE, LOUIS M	562.50	1/31/2024	
68940	656849	1/22/2024	ACCOUNTS_PAYABLE OUTSTANDING		MARTIN, MICHAEL	300.00		
68953	656850	1/22/2024	ACCOUNTS_PAYABLE RECONCILED		MAYFIELD CITY SCHOOLS	150.00	1/31/2024	
68977	656851	1/22/2024	ACCOUNTS_PAYABLE RECONCILED		MEYERS, SHELBY	39.30	1/31/2024	
68970	656852	1/22/2024	ACCOUNTS_PAYABLE RECONCILED		O.E. MEYER CO	40.50	1/31/2024	
68961	656853	1/22/2024	ACCOUNTS_PAYABLE RECONCILED		OHIO ASSOCIATION OF SCHOOL BUSINESS OFFICIALS	425.00	1/31/2024	
68976	656854	1/22/2024	ACCOUNTS_PAYABLE OUTSTANDING		PETRIC, ZACHARY	240.00		
68949	656855	1/22/2024	ACCOUNTS_PAYABLE RECONCILED		PLANT MAGIC FLORIST	169.90	1/31/2024	
68943	656856	1/22/2024	ACCOUNTS_PAYABLE RECONCILED		POWERSCHOOL GROUP LLC	9,805.00	1/31/2024	
68963	656857	1/22/2024	ACCOUNTS_PAYABLE RECONCILED		PROJECT LEAD THE WAY INC	17,123.50	1/31/2024	
68984	656858	1/22/2024	ACCOUNTS_PAYABLE RECONCILED		PSI	24,320.96	1/31/2024	
68979	656859	1/22/2024	ACCOUNTS_PAYABLE OUTSTANDING		PUTNEY, JOSEPH	600.00		
68978	656860	1/22/2024	ACCOUNTS_PAYABLE RECONCILED		QUILL CORPORATION	34.74	1/31/2024	
68942	656861	1/22/2024	ACCOUNTS_PAYABLE RECONCILED		REFRIGERATION	273.22	1/31/2024	

Start Date: 01/01/2024

End Date: 01/31/2024

Willoughby-Eastlake City BOE Disbursement Summary Report

Reference Number	Check Number	Date	Type	Status	Name	Amount	Reconcile Date	Void Date
					SALES CORP			
68969	656862	1/22/2024	ACCOUNTS_PAYABLE RECONCILED		REIK, LAWRENCE	\$ 420.00	1/31/2024	
68980	656863	1/22/2024	ACCOUNTS_PAYABLE RECONCILED		SCHOOL NURSE SUPPLY INC	79.83	1/31/2024	
68937	656864	1/22/2024	ACCOUNTS_PAYABLE RECONCILED		SCHOOL SPECIALTY LLC	517.85	1/31/2024	
68959	656865	1/22/2024	ACCOUNTS_PAYABLE RECONCILED		SOUTHEAST SECURITY CORPORATION	250.00	1/31/2024	
68946	656866	1/22/2024	ACCOUNTS_PAYABLE RECONCILED		STAPLES	1,003.19	1/31/2024	
68982	656867	1/22/2024	ACCOUNTS_PAYABLE RECONCILED		THE ROTARY CLUB OF WILLOUGHBY	100.35	1/31/2024	
68973	656868	1/22/2024	ACCOUNTS_PAYABLE RECONCILED		TSA CONSULTING GROUP INC	208.34	1/31/2024	
68967	656869	1/22/2024	ACCOUNTS_PAYABLE RECONCILED		WARD JR, MICHAEL J	300.00	1/31/2024	
68939	656870	1/22/2024	ACCOUNTS_PAYABLE RECONCILED		WASTE MANAGEMENT	5,969.21	1/31/2024	
68983	656871	1/22/2024	ACCOUNTS_PAYABLE RECONCILED		ZANA, TAYLOR	300.00	1/31/2024	
68964	656872	1/22/2024	ACCOUNTS_PAYABLE RECONCILED		ZINNER, BRANDON	300.00	1/31/2024	
69018	656873	1/26/2024	ACCOUNTS_PAYABLE RECONCILED		ADVANCED GAS & WELDING	364.56	1/31/2024	
69038	656874	1/26/2024	ACCOUNTS_PAYABLE RECONCILED		ALMUR CONSTRUCTION INC	760.00	1/31/2024	
69000	656875	1/26/2024	ACCOUNTS_PAYABLE OUTSTANDING		AMAZON CAPITAL SERVICES, INC	4,896.18		
69035	656876	1/26/2024	ACCOUNTS_PAYABLE OUTSTANDING		ASHTABULA COUNTY ED SVC CENTER	60.00		
69024	656877	1/26/2024	ACCOUNTS_PAYABLE OUTSTANDING		AT&T	63.47		
69023	656878	1/26/2024	ACCOUNTS_PAYABLE OUTSTANDING		ATLANTIC OFFICE SYSTEMS	777.00		
69033	656879	1/26/2024	ACCOUNTS_PAYABLE RECONCILED		AUTOZONE STORES LLC	411.67	1/31/2024	
69009	656880	1/26/2024	ACCOUNTS_PAYABLE RECONCILED		BANK OF AMERICA LOCKBOX SVCS	10,219.61	1/31/2024	
69021	656881	1/26/2024	ACCOUNTS_PAYABLE RECONCILED		BIXEL, ELIZABETH F	14.93	1/31/2024	
69019	656882	1/26/2024	ACCOUNTS_PAYABLE OUTSTANDING		CHARTWELLS	161,558.51		
69057	656883	1/26/2024	ACCOUNTS_PAYABLE RECONCILED		CHRISTIAN, MARC	240.00	1/31/2024	
69039	656884	1/26/2024	ACCOUNTS_PAYABLE RECONCILED		CINTAS CORPORATION	99.73	1/31/2024	
69007	656885	1/26/2024	ACCOUNTS_PAYABLE OUTSTANDING		COMMONWEALTH LUMBER	1,787.87		
69004	656886	1/26/2024	ACCOUNTS_PAYABLE RECONCILED		COMMSERV	8,015.00	1/31/2024	
68999	656887	1/26/2024	ACCOUNTS_PAYABLE RECONCILED		D & W GOODS INC	1,351.00	1/31/2024	
69027	656888	1/26/2024	ACCOUNTS_PAYABLE OUTSTANDING		DE LAGE LANDEN FINANCIAL SVC	6,104.00		

Start Date: 01/01/2024

End Date: 01/31/2024

Willoughby-Eastlake City BOE Disbursement Summary Report

Reference Number	Check Number	Date	Type	Status	Name	Amount	Reconcile Date	Void Date
69030	656889	1/26/2024	ACCOUNTS_PAYABLE	OUTSTANDING	DIETZ, JEFFREY	\$ 300.00		
69010	656890	1/26/2024	ACCOUNTS_PAYABLE	OUTSTANDING	DOMINION ENERGY OHIO	17,762.85		
69032	656891	1/26/2024	ACCOUNTS_PAYABLE	OUTSTANDING	EDUPARTS LLC	3,239.58		
69041	656892	1/26/2024	ACCOUNTS_PAYABLE	RECONCILED	FOLLETT SCHOOL SOLUTIONS	407.92	1/31/2024	
69037	656893	1/26/2024	ACCOUNTS_PAYABLE	OUTSTANDING	FRIEDMAN AUTOMOTIVE SERVICES INC	239.42		
69026	656894	1/26/2024	ACCOUNTS_PAYABLE	RECONCILED	GALLAGHER, TIMOTHY M	300.00	1/31/2024	
69001	656895	1/26/2024	ACCOUNTS_PAYABLE	RECONCILED	GRAINGER, INC.	629.24	1/31/2024	
69008	656896	1/26/2024	ACCOUNTS_PAYABLE	OUTSTANDING	GUARDIAN	16,973.91		
69031	656897	1/26/2024	ACCOUNTS_PAYABLE	OUTSTANDING	HOLDEN, JAMES LEE	600.00		
68996	656898	1/26/2024	ACCOUNTS_PAYABLE	RECONCILED	HUDSON, CHAD	690.00	1/31/2024	
69006	656899	1/26/2024	ACCOUNTS_PAYABLE	RECONCILED	ILLUMINATING CO	34,982.37	1/31/2024	
69047	656900	1/26/2024	ACCOUNTS_PAYABLE	RECONCILED	J & L DOOR SERVICE INC	640.00	1/31/2024	
69014	656901	1/26/2024	ACCOUNTS_PAYABLE	RECONCILED	JOSTEN'S	13.37	1/31/2024	
69022	656902	1/26/2024	ACCOUNTS_PAYABLE	RECONCILED	JOYCE PIANO	100.00	1/31/2024	
69025	656903	1/26/2024	ACCOUNTS_PAYABLE	RECONCILED	LENTINE, LOUIS M	275.00	1/31/2024	
68997	656904	1/26/2024	ACCOUNTS_PAYABLE	OUTSTANDING	LOWE'S COMPANIES, INC	2,246.52		
69036	656905	1/26/2024	ACCOUNTS_PAYABLE	RECONCILED	MICHIGAN HEALTH COUNCIL	2,500.00	1/31/2024	
69011	656906	1/26/2024	ACCOUNTS_PAYABLE	OUTSTANDING	MINUTE MEN HR MNGMT SVCS LLC	5,800.00		
69053	656907	1/26/2024	ACCOUNTS_PAYABLE	RECONCILED	MUSIC AND ARTS	28.28	1/31/2024	
68998	656908	1/26/2024	ACCOUNTS_PAYABLE	RECONCILED	NICHOLS PAPER & SUPPLY CO	15,274.10	1/31/2024	
69013	656909	1/26/2024	ACCOUNTS_PAYABLE	OUTSTANDING	NRG DIRECT BUSINESS MARKETING	21,074.77		
69015	656910	1/26/2024	ACCOUNTS_PAYABLE	OUTSTANDING	OHIO SCHOOL BOARDS ASSOCIATION	9,999.00		
69020	656911	1/26/2024	ACCOUNTS_PAYABLE	OUTSTANDING	OSBA LEGAL ASSISTANCE FUND	250.00		
69055	656912	1/26/2024	ACCOUNTS_PAYABLE	RECONCILED	PETERS KALAIL & MARKAKIS CO L.P.A	1,310.00	1/31/2024	
68995	656913	1/26/2024	ACCOUNTS_PAYABLE	RECONCILED	PLAYHOUSE SQUARE	3,885.00	1/31/2024	
69051	656914	1/26/2024	ACCOUNTS_PAYABLE	RECONCILED	PUTNEY, JOSEPH	300.00	1/31/2024	
69040	656915	1/26/2024	ACCOUNTS_PAYABLE	RECONCILED	QUILL CORPORATION	51.29	1/31/2024	
69056	656916	1/26/2024	ACCOUNTS_PAYABLE	OUTSTANDING	REDTREE	2,462.25		

Start Date: 01/01/2024

End Date: 01/31/2024

Willoughby-Eastlake City BOE Disbursement Summary Report

Reference Number	Check Number	Date	Type	Status	Name	Amount	Reconcile Date	Void Date
					INVESTMENT GROUP			
69043	656917	1/26/2024	ACCOUNTS_PAYABLE	OUTSTANDING	REIK, LAWRENCE	\$ 100.00		
69016	656918	1/26/2024	ACCOUNTS_PAYABLE	RECONCILED	RETTIG MUSIC INC	1,301.47	1/31/2024	
69050	656919	1/26/2024	ACCOUNTS_PAYABLE	RECONCILED	RON CLARK ACADEMY INC	2,400.00	1/31/2024	
69054	656920	1/26/2024	ACCOUNTS_PAYABLE	OUTSTANDING	SC STRATEGIC SOLUTIONS LLC	29,471.26		
69049	656921	1/26/2024	ACCOUNTS_PAYABLE	RECONCILED	SCHOLASTIC INC	210.85	1/31/2024	
69044	656922	1/26/2024	ACCOUNTS_PAYABLE	RECONCILED	SCHOOL SPECIALTY LLC	269.14	1/31/2024	
69017	656923	1/26/2024	ACCOUNTS_PAYABLE	RECONCILED	STANTON'S SHEET MUSIC	668.87	1/31/2024	
69034	656924	1/26/2024	ACCOUNTS_PAYABLE	RECONCILED	STAPLES	778.89	1/31/2024	
69003	656925	1/26/2024	ACCOUNTS_PAYABLE	OUTSTANDING	TEAL, KYLE	75.00		
69048	656926	1/26/2024	ACCOUNTS_PAYABLE	RECONCILED	THE LINCOLN ELECTRIC CO	1,522.50	1/31/2024	
69012	656927	1/26/2024	ACCOUNTS_PAYABLE	RECONCILED	TRANE U.S. INC	1,010.23	1/31/2024	
69045	656928	1/26/2024	ACCOUNTS_PAYABLE	RECONCILED	TRE SMITH COMMUNICATIONS LLC	1,700.00	1/31/2024	
69028	656929	1/26/2024	ACCOUNTS_PAYABLE	RECONCILED	TREASURER, STATE OF OHIO	136.50	1/31/2024	
69002	656930	1/26/2024	ACCOUNTS_PAYABLE	RECONCILED	UH OCCUPATIONAL HEALTH	22,222.32	1/31/2024	
69005	656931	1/26/2024	ACCOUNTS_PAYABLE	RECONCILED	W.B. MASON CO	67.01	1/31/2024	
69052	656932	1/26/2024	ACCOUNTS_PAYABLE	RECONCILED	WEAGLEY, ZACHARY	52.86	1/31/2024	
69058	656933	1/26/2024	ACCOUNTS_PAYABLE	RECONCILED	WILLO TRANSPORTATION	56,154.00	1/31/2024	
69029	656934	1/26/2024	ACCOUNTS_PAYABLE	RECONCILED	WILLOUGHBY PRINTING CO INC	843.44	1/31/2024	
69046	656935	1/26/2024	ACCOUNTS_PAYABLE	OUTSTANDING	WIPEBOOKCORP	151.57		
69042	656936	1/26/2024	ACCOUNTS_PAYABLE	RECONCILED	ZANER-BLOSER INC	654.34	1/31/2024	
68803	942638	1/8/2024	ACCOUNTS_PAYABLE	RECONCILED	POSTAGE	425.17	1/31/2024	
68808	942644	1/9/2024	ACCOUNTS_PAYABLE	RECONCILED	FOOD SERVICE	4,415.00	1/31/2024	
68987	942646	1/22/2024	ACCOUNTS_PAYABLE	RECONCILED	OHIO DEFERRED COMPENSATION	3,506.00	1/31/2024	
68988	942647	1/22/2024	ACCOUNTS_PAYABLE	RECONCILED	SCHOOL EMPLOYEES RETIREMENT SYS	4,352.56	1/31/2024	
68986	942648	1/22/2024	ACCOUNTS_PAYABLE	RECONCILED	STRS	57,931.94	1/31/2024	
68989	942649	1/24/2024	ACCOUNTS_PAYABLE	RECONCILED	PNC BANK	14,205.57	1/31/2024	
68991	942651	1/25/2024	ACCOUNTS_PAYABLE	RECONCILED	STRS	574,414.00	1/31/2024	
68993	942652	1/25/2024	ACCOUNTS_PAYABLE	RECONCILED	SERS	148,338.00	1/31/2024	
68994	942653	1/25/2024	ACCOUNTS_PAYABLE	RECONCILED	OHIO BUREAU OF	5,897.00	1/31/2024	

Willoughby-Eastlake City BOE Disbursement Summary Report

Reference Number	Check Number	Date	Type	Status	Name	Amount	Reconcile Date	Void Date
69060	942654	1/30/2024	ACCOUNTS_PAYABLE RECONCILED		WORKERS COMP UNITEDHEALTHCAR E INSURANCE COMPANY	\$ 945,669.09	1/31/2024	
69059	942655	1/30/2024	ACCOUNTS_PAYABLE RECONCILED		GUARDIAN	39,405.23	1/31/2024	
69061	942656	1/30/2024	ACCOUNTS_PAYABLE RECONCILED		NEO	16,810.42	1/31/2024	
69157	942658	1/31/2024	ACCOUNTS_PAYABLE RECONCILED		BANK FEES	3,366.33	1/31/2024	
69156	942659	1/31/2024	ACCOUNTS_PAYABLE RECONCILED		NEO	1,441.28	1/31/2024	
69159	942660	1/31/2024	ACCOUNTS_PAYABLE OUTSTANDING		POSTAGE	623.72		
68992	986536	1/25/2024	ACCOUNTS_PAYABLE RECONCILED		WILLOUGHBY EASTLAKE INTERNAL	942,876.73	1/31/2024	
68809	1000010	1/5/2024	PAYROLL	RECONCILED	Willoughby-Eastlake City	2,589,708.32	1/31/2024	
68990	1000011	1/22/2024	PAYROLL	RECONCILED	Willoughby-Eastlake City	2,557,586.83	1/31/2024	
Grand Total						\$ 10,135,599.20		

Willoughby-Eastlake City BOE Cash Summary (FINSUMDTR)Report

Fund	SCC	Description	Beginning Balance	MTD Revenues	FYTD Revenues	MTD Expenditures	FYTD Expenditures	Current Available Balance
001	0000	GENERAL FUND	\$ 31,457,146.21	\$ 1,980,705.04	\$ 58,867,582.78	\$ 7,955,669.08	\$ 59,672,742.19	\$ 30,651,986.80
002	0000	Debt Retirement	(970,696.90)	0.00	530,858.88	0.00	530,858.88	(970,696.90)
002	9005	Public Library	2,882.75	0.00	0.00	0.00	0.00	2,882.75
002	9999	November Bond Issue	7,303,819.76	0.00	2,755,297.22	0.00	3,841,650.55	6,217,466.43
003	0000	PERMANENT IMPROVEMENT FUND	574,698.30	94,354.59	2,386,427.55	0.00	1,076,929.64	1,884,196.21
003	9024	PERMANENT IMPROVEMENT	0.00	0.00	0.00	2,462.25	2,462.25	(2,462.25)
004	9005	COPs Series 2013	2.59	0.00	0.00	0.00	0.00	2.59
004	9008	Ed Pike Lincoln Mercury Dealership	72.66	0.00	0.00	0.00	0.00	72.66
004	9010	Board Office and Garage	1,015,604.83	0.00	0.00	15,472.66	69,873.79	945,731.04
006	0000	Food Service	2,642,692.80	218,382.43	1,290,970.83	255,236.45	1,493,135.73	2,440,527.90
007	0000	Jennings CSI Urb 2 Burb	11,959.90	0.00	0.00	0.00	0.00	11,959.90
007	9002	Autism Community	808.66	0.00	0.00	0.00	0.00	808.66
007	9003	Camp Invention	2,160.12	0.00	0.00	0.00	235.79	1,924.33
007	9006	KOSTER SCHOLARSHIP	105,475.01	563.94	2,021.34	0.00	0.00	107,496.35
007	9007	MMO SCHOLARSHIP	1,000.00	0.00	0.00	0.00	0.00	1,000.00
007	9008	PHONEMIC AWARENESS	241.80	0.00	0.00	0.00	0.00	241.80
007	9009	R. LEWIS FUND	231.62	0.00	0.00	0.00	0.00	231.62
007	9010	RAYNOR SCHOLARSHIP	10,262.32	0.00	0.00	0.00	2,500.00	7,762.32
007	9011	SOUTH BERLIN	14,215.69	3,097.30	3,097.30	0.00	0.00	17,312.99
007	9013	LAKE TRANSITIONS	66.00	0.00	0.00	0.00	0.00	66.00
007	9014	LONGFELLOW SPECIAL NEEDS	141.03	0.00	0.00	0.00	0.00	141.03
007	9015	UNCLAIMED FUNDS	12,951.27	3,529.18	4,437.11	0.00	2,927.95	14,460.43
007	9016	Special Education Supplies	156.00	0.00	0.00	0.00	0.00	156.00
007	9017	OASBO Foundation Scholarship-School Bus. Mgmt.	500.00	0.00	0.00	0.00	0.00	500.00
007	9018	Career Explorations Berlin	20.02	0.00	0.00	0.00	0.00	20.02
007	9020	Bridge to Success Berlin	5.20	0.00	0.00	0.00	0.00	5.20
007	9021	NCIW Berlin	1,044.36	0.00	0.00	0.00	0.00	1,044.36
007	9025	NCIW Lozick Foundation	14,771.00	0.00	0.00	2,523.52	2,523.52	12,247.48
007	9030	North Class of 1972 Scholarship Fund	1,111.56	0.00	0.00	0.00	0.00	1,111.56
007	9032	Stephen R. Evans Auto Scholarship	500.00	0.00	0.00	0.00	500.00	0.00
007	9035	North Berlin	18,099.34	7,990.01	7,990.01	0.00	0.00	26,089.35
007	9040	North High Ohio Arts Council	326.36	0.00	0.00	0.00	0.00	326.36
007	9042	North ConsSci,Music,SciLabsDepts	5.00	0.00	0.00	0.00	0.00	5.00
007	9055	Edison Jennings	0.30	0.00	0.00	0.00	0.00	0.30
007	9060	North Jennings	4.16	0.00	0.00	0.00	0.00	4.16
007	9070	South Jennings	1.00	0.00	0.00	0.00	0.00	1.00
007	9075	South ConsSci,Music,SciLabsDepts	15,000.00	0.00	0.00	0.00	0.00	15,000.00
007	9080	Steven Bennett Memorial Fund	3,528.00	0.00	0.00	0.00	0.00	3,528.00
007	9090	WWMS G.F. Martin Educational Foundation	4,979.99	0.00	0.00	0.00	0.00	4,979.99
007	9100	SOI The NEA Foundation	0.25	0.00	0.00	0.00	0.00	0.25

Willoughby-Eastlake City BOE Cash Summary (FINSUMDTR)Report

Fund	SCC	Description	Beginning Balance	MTD Revenues	FYTD Revenues	MTD Expenditures	FYTD Expenditures	Current Available Balance
011	0000	Auto Collision	\$ 4,206.85	\$ 86.75	\$ 870.00	\$ 0.00	\$ 998.51	\$ 4,078.34
011	9001	Automotive Technology	21,846.85	1,046.65	8,033.78	477.08	9,482.20	20,398.43
011	9003	Cosmetology	7,258.42	591.00	1,884.00	0.00	301.05	8,841.37
011	9238	Welding	968.21	0.00	40.00	0.00	0.00	1,008.21
018	0000	W-E Foundation	(253.74)	0.00	0.00	0.00	0.00	(253.74)
018	9003	Spirit Media	0.01	0.00	0.00	0.00	0.01	0.00
018	9110	Superintendent	27,322.43	150.44	15,314.53	4,716.36	6,150.47	36,486.49
018	9131	Gifted Services	640.13	0.00	0.00	0.00	0.00	640.13
018	9132	Early Literacy Program	933.27	0.00	0.00	0.00	0.00	933.27
018	9133	Bridge to Success	1,539.93	0.00	0.00	0.00	259.26	1,280.67
018	9134	Success Academy	1,947.83	271.00	2,518.34	308.96	1,159.20	3,306.97
018	9168	Pre-School	19,639.31	500.00	9,747.34	686.86	2,560.21	26,826.44
018	9170	Life Skills	473.40	0.00	0.00	0.00	0.00	473.40
018	9209	North High School Special Ed.	4,048.45	0.00	0.00	0.00	0.00	4,048.45
018	9210	North High School (Main)	13,420.05	2,661.26	6,709.97	3,266.00	4,144.17	15,985.85
018	9211	North High School Art	325.83	0.00	0.00	0.00	0.00	325.83
018	9212	North High School English	2,369.72	0.00	156.00	0.00	434.25	2,091.47
018	9213	North High School Foreign Language	2,258.57	0.00	0.00	0.00	0.00	2,258.57
018	9214	North High School Math	400.00	0.00	0.00	0.00	0.00	400.00
018	9215	North High School Science	87.92	0.00	0.00	0.00	0.00	87.92
018	9217	North High Bike Club	409.85	0.00	0.00	0.00	0.00	409.85
018	9218	North High School Spanish	838.04	0.00	0.00	0.00	0.00	838.04
018	9220	South High School (Main)	40,863.26	3,211.22	8,402.04	131.89	2,351.87	46,913.43
018	9222	The Frank Platzar Memorial Fund	560.00	0.00	0.00	0.00	0.00	560.00
018	9230	NCI (Main)	8,635.55	1,342.88	8,426.16	121.45	6,339.71	10,722.00
018	9235	NCI Career Explorations	1,263.52	0.00	301.33	0.00	0.00	1,564.85
018	9236	NCI Nursing	5,565.22	986.83	1,756.14	0.00	246.17	7,075.19
018	9241	NCI Employment Assistance	1,536.29	0.00	0.00	0.00	0.00	1,536.29
018	9250	School of Innovation (Main)	20,279.06	1,834.60	6,377.42	1,289.44	(2,761.49)	29,417.97
018	9310	Eastlake (Main)	5,366.29	110.55	4,131.08	1,526.26	2,665.90	6,831.47
018	9311	Eastlake Autism	3,789.68	0.00	3,438.80	0.00	213.72	7,014.76
018	9313	Eastlake Laker Academy	542.97	0.00	0.00	0.00	0.00	542.97
018	9320	Willoughby (Main)	9,353.74	99.89	13,463.83	51.99	4,619.48	18,198.09
018	9321	Willoughby Choir	1,229.12	0.00	0.00	0.00	0.00	1,229.12
018	9322	Willoughby Physical Ed.	1,402.68	500.00	567.50	0.00	239.88	1,730.30
018	9324	Willoughby Drama	1,155.31	0.00	0.00	0.00	0.00	1,155.31
018	9325	Willoughby Power of the Pen	167.15	0.00	0.00	0.00	0.00	167.15
018	9326	Willoughby Math	3,543.50	0.00	0.00	0.00	0.00	3,543.50
018	9327	Willoughby PBIS Program	183.83	0.00	0.00	0.00	51.99	131.84
018	9330	Willowick (Main)	8,588.70	156.68	1,270.36	0.00	0.00	9,859.06
018	9331	Willowick Media Center	5,351.04	0.00	2,651.81	0.00	794.13	7,208.72

Willoughby-Eastlake City BOE Cash Summary (FINSUMDTR)Report

Fund	SCC	Description	Beginning Balance	MTD Revenues	FYTD Revenues	MTD Expenditures	FYTD Expenditures	Current Available Balance
018	9332	Willowick Physical Education	\$ 1,928.23	\$ 0.00	\$ 0.00	\$ 0.00	\$ 0.00	\$ 1,928.23
018	9410	Edison (Main)	8,408.28	91.03	19,042.77	1,759.53	4,827.50	22,623.55
018	9420	Grant (Main)	29,136.11	616.30	28,267.30	1,898.72	5,325.32	52,078.09
018	9430	Jefferson (Main)	5,556.98	124.13	8,015.94	462.00	1,089.42	12,483.50
018	9440	Longfellow (Main)	38,074.51	114.86	7,882.36	745.08	12,961.77	32,995.10
018	9447	Royalview Grade 5	391.31	0.00	0.00	0.00	0.00	391.31
018	9448	Royalview Community Challenge (formerly RV Mayor's Challenge)	1,070.15	0.00	0.00	0.00	0.00	1,070.15
018	9449	Royal Council	3,302.51	0.00	1,405.90	0.00	0.00	4,708.41
018	9450	Royalview (Main)	8,054.90	144.73	3,589.23	183.07	3,344.38	8,299.75
018	9451	Royalview 1st Grade Box Tops	228.66	0.00	0.00	0.00	0.00	228.66
018	9452	Royalview 2nd Grade Box Tops	312.87	0.00	0.00	0.00	0.00	312.87
018	9453	Royalview 3rd Grade Box Tops	637.83	0.00	0.00	0.00	0.00	637.83
018	9454	Royalview 4th Grade Box Tops	95.40	0.00	0.00	0.00	0.00	95.40
018	9455	Royalview 5th Grade Box Tops	578.61	0.00	0.00	0.00	0.00	578.61
018	9456	Royalview KDG Box Tops	176.62	0.00	0.00	0.00	0.00	176.62
018	9457	Royalview Special Ed. Box Tops	339.69	0.00	0.00	0.00	0.00	339.69
018	9458	Royalview RV Bldg Box Tops	4,040.94	79.60	79.60	0.00	78.25	4,042.29
018	9459	Royalview Courtyard	2,020.80	0.00	0.00	0.00	130.95	1,889.85
019	9051	Longfellow Academic Boosters (to be closed)	300.00	0.00	0.00	0.00	0.00	300.00
019	9126	Safety	13.26	0.00	0.00	0.00	0.00	13.26
019	9133	Bridge to Success	(341.15)	0.00	0.00	0.00	0.00	(341.15)
019	9134	Success Academy	684.72	0.00	0.00	0.00	0.00	684.72
019	9201	North PLTW Comp Sci	3,173.00	0.00	0.00	0.00	2,200.00	973.00
019	9202	North PLTW Engineering	5,815.50	0.00	0.00	0.00	1,000.00	4,815.50
019	9211	North Library	40.56	0.00	0.00	0.00	0.00	40.56
019	9215	North Target Grants	10.50	0.00	0.00	0.00	0.00	10.50
019	9220	Rebel Families	8,837.17	0.00	0.00	0.00	0.00	8,837.17
019	9221	Walmart Grants	4.13	0.00	0.00	0.00	0.00	4.13
019	9223	South Lakeland PSE	0.00	500.00	500.00	0.00	0.00	500.00
019	9224	South PLTW Comp Sci	3,173.00	0.00	0.00	0.00	2,200.00	973.00
019	9225	South PLTW Engineering	5,802.80	0.00	0.00	0.00	1,000.00	4,802.80
019	9237	NCI Bus Tech Believe In Ohio	504.46	0.00	0.00	0.00	0.00	504.46
019	9240	Health Informatics Pilot Site	5,000.00	0.00	0.00	0.00	0.00	5,000.00
019	9250	FirstEnergy STEM Classroom Grants	38.89	0.00	0.00	0.00	0.00	38.89
019	9273	NCI Bus Tech The Veale Foundation	11,884.11	0.00	10,000.00	213.72	213.72	21,670.39
019	9310	Eastlake Share-A-Vision	(794.69)	0.00	0.00	0.00	0.00	(794.69)
019	9321	Willoughby OMLA	0.00	0.00	500.00	0.00	0.00	500.00
019	9323	Willoughby Lakeland PSE	0.00	500.00	500.00	0.00	0.00	500.00
019	9330	Willowick Academic Boosters	400.00	0.00	0.00	0.00	0.00	400.00
019	9412	Edison PPG Grants	0.07	0.00	0.00	0.00	0.00	0.07

Willoughby-Eastlake City BOE Cash Summary (FINSUMDTR)Report

Fund	SCC	Description	Beginning Balance	MTD Revenues	FYTD Revenues	MTD Expenditures	FYTD Expenditures	Current Available Balance
019	9420	Grant United Way of Lake County	\$ 199.77	\$ 0.00	\$ 0.00	\$ 0.00	\$ 0.00	\$ 199.77
019	9429	Jefferson Mastin/Lakeland PSE Grant	875.60	0.00	0.00	0.00	0.00	875.60
019	9432	PPG Innovative Classroom Grant	20.97	0.00	0.00	0.00	0.00	20.97
019	9435	Jefferson Lentz Memorial Grant	32.45	0.00	0.00	0.00	0.00	32.45
019	9440	Longfellow Academic Boosters	(277.45)	0.00	0.00	0.00	0.00	(277.45)
019	9441	Longfellow SST4 MiniG	353.27	0.00	0.00	0.00	0.00	353.27
019	9445	Longfellow Lentz Memorial Grant	0.32	0.00	0.00	0.00	0.00	0.32
019	9450	Royalview SST4 MiniG	(219.43)	0.00	0.00	0.00	0.00	(219.43)
019	9451	Royalview Battelle Foundation	3.08	0.00	0.00	0.00	0.00	3.08
019	9452	Royalview GPD Group Emp Found Grt	1,080.94	0.00	0.00	252.50	978.92	102.02
019	9455	Royalview Lentz Memorial Grant	3.79	0.00	0.00	0.00	0.00	3.79
019	9510	Longfellow GPD Group Emp Found Grt	261.29	0.00	0.00	0.00	0.00	261.29
019	9610	Compass Group	5,000.00	0.00	0.00	0.00	0.00	5,000.00
019	9710	Jeanne Cocco Memorial Grant	1,279.09	0.00	0.00	0.00	0.00	1,279.09
019	9810	Mastin/Lakeland-PSE Grant	39.58	0.00	0.00	0.00	0.00	39.58
020	9001	Summer School	18,346.03	0.00	0.00	0.00	1,852.50	16,493.53
020	9010	Field House Maintenance	60,000.00	0.00	15,000.00	0.00	0.00	75,000.00
020	9015	Pool Maintenance	30,124.01	0.00	10,000.00	0.00	0.00	40,124.01
020	9121	Central Warehouse	95.14	0.00	0.00	0.00	95.14	0.00
020	9250	SOI Fab Lab (Resale out of district)	714.07	0.00	0.00	0.00	0.00	714.07
020	9510	Kennedy Preschool	48,700.21	0.00	0.00	0.00	0.00	48,700.21
020	9610	Food Service	7,929.71	0.00	0.00	0.00	0.00	7,929.71
021	9001	CENTRAL WAREHOUSE	11,933.70	0.00	0.00	0.00	11,933.70	0.00
021	9250	SOI Fab Lab (Resale within district)	502.62	0.00	0.00	0.00	55.20	447.42
022	9001	Adult Nursing Program	0.00	156,589.00	711,223.00	1,979.00	185,237.39	525,985.61
022	9302	North OHSAA Tournaments	2,998.81	0.00	1,000.00	0.00	1,042.00	2,956.81
022	9402	South OHSAA Tournaments	7,386.63	0.00	1,000.00	228.00	768.00	7,618.63
024	9001	Medical Self-Insurance	1,888,442.07	1,200,572.54	8,086,662.91	1,041,959.11	10,412,606.83	(437,501.85)
024	9002	Workers' Comp. Self-Insurance	558,545.54	0.00	0.00	741.62	221,078.62	337,466.92
035	9001	TERMINATION BENEFITS	371,547.42	0.00	900,000.00	573,682.98	754,310.11	517,237.31
200	9001	EASTLAKE INSTRUMENTAL MUSIC	3,858.42	456.86	1,503.86	0.00	1,180.89	4,181.39
200	9002	EASTLAKE GREEN TEAM	86.03	0.00	126.39	0.00	0.00	212.42
200	9005	EASTLAKE STUDENT COUNCIL	13,785.92	31.00	31.00	0.00	0.00	13,816.92
200	9006	EASTLAKE VOCAL MUSIC	3,933.70	0.00	1,236.01	0.00	315.00	4,854.71
200	9007	EASTLAKE NATIONAL JR. HONOR SOCIETY	615.28	0.00	0.00	0.00	0.00	615.28
200	9008	EASTLAKE ART CLUB	886.47	0.00	748.40	0.00	985.61	649.26
200	9101	WILLOUGHBY ART CLUB	4,035.87	0.00	155.00	0.00	0.00	4,190.87
200	9103	WILLOUGHBY INSTRUMENTAL MUSIC	449.92	0.00	0.00	0.00	0.00	449.92
200	9104	WILLOUGHBY LIBRARY CLUB	11.37	0.00	0.00	0.00	0.00	11.37
200	9105	WILLOUGHBY ROCKET CLUB	4,046.55	0.00	0.00	0.00	0.00	4,046.55
200	9107	Willoughby Student Council	2,640.27	0.00	0.00	0.00	0.00	2,640.27

Willoughby-Eastlake City BOE Cash Summary (FINSUMDTR)Report

Fund	SCC	Description	Beginning Balance	MTD Revenues	FYTD Revenues	MTD Expenditures	FYTD Expenditures	Current Available Balance
200	9108	WILLOUGHBY YEARBOOK	\$ 4,222.23	\$ 0.00	\$ 0.00	\$ 0.00	\$ 0.00	\$ 4,222.23
200	9109	Willoughby 8th Grade Club	896.09	0.00	1,640.85	0.00	0.00	2,536.94
200	9110	WMS Makerspace Club	12.23	37.00	138.00	0.00	75.47	74.76
200	9166	Career Explorations	4,352.30	220.00	220.00	0.00	444.64	4,127.66
200	9202	WILLOWICK MUSIC PROGRAMS	3,484.88	0.00	1,061.00	0.00	1,190.00	3,355.88
200	9203	WILLOWICK LANCE NEWSPAPER	1,420.03	0.00	0.00	0.00	0.00	1,420.03
200	9204	WILLOWICK LIBRARY CLUB	29.15	0.00	0.00	0.00	0.00	29.15
200	9205	WILLOWICK MATH CLUB	44.50	0.00	0.00	0.00	0.00	44.50
200	9206	WILLOWICK NATIONAL JR. HONOR SOCIETY	443.71	0.00	0.00	0.00	0.00	443.71
200	9208	WILLOWICK STUDENT COUNCIL	6,892.09	0.00	15.46	0.00	0.00	6,907.55
200	9209	WILLOWICK DRAMA CLUB	2,470.53	0.00	0.00	0.00	400.00	2,070.53
200	9301	NORTH HIGH ACADEMIC DECATHLON	4,111.61	320.00	731.00	0.00	182.81	4,659.80
200	9304	North High Music Programs	32,152.73	3,852.00	14,037.00	4,200.00	8,920.95	37,268.78
200	9305	North High Quizbowl	2,081.18	0.00	0.00	0.00	0.00	2,081.18
200	9309	NORTH HIGH DRAMA CLUB	26,611.10	525.00	13,621.94	2,074.00	9,946.42	30,286.62
200	9310	NORTH HIGH VOLUNTEERS' CLUB	7,230.77	0.00	0.00	0.00	0.00	7,230.77
200	9313	NORTH HIGH NATIONAL HONOR SOCIETY	(628.82)	0.00	682.12	0.00	385.00	(331.70)
200	9314	NORTH HIGH NATURE CLUB	2,946.98	0.00	0.00	0.00	0.00	2,946.98
200	9315	NORTH HIGH SEARCH LIGHT NEWSPAPER	716.88	0.00	0.00	0.00	0.00	716.88
200	9316	NORTH HIGH STUDENT COUNCIL	42,063.57	814.14	29,205.61	281.40	6,832.18	64,437.00
200	9317	NORTH HIGH YEARBOOK	27,540.32	0.00	394.00	0.00	0.00	27,934.32
200	9319	NORTH HIGH ART CLUB	3,772.97	0.00	0.00	0.00	0.00	3,772.97
200	9321	North High Science Club	188.62	0.00	0.00	0.00	0.00	188.62
200	9324	North High Class of 2021	1,164.65	0.00	0.00	0.00	1,164.65	0.00
200	9326	North High Class of 2023	2,241.33	0.00	0.00	0.00	2,241.33	0.00
200	9327	North High Class of 2024	6,766.00	0.00	4,890.98	0.00	1,510.00	10,146.98
200	9329	North High Class of 2026	812.06	0.00	633.53	0.00	66.43	1,379.16
200	9330	North High Coffee Cart Club	15.25	0.00	0.00	0.00	0.00	15.25
200	9331	North High Class of 2027	242.00	0.00	47.09	0.00	0.00	289.09
200	9346	North High Fab Lab	1,606.88	0.00	192.42	0.00	0.00	1,799.30
200	9401	SOUTH HIGH ACADEMIC DECATHLON	2,716.58	0.00	345.66	0.00	598.00	2,464.24
200	9402	South High School Store	6,848.47	655.00	40,696.00	2,874.28	45,123.18	2,421.29
200	9409	SOUTH HIGH DRAMA CLUB	20,129.53	970.00	9,464.93	800.00	5,146.12	24,448.34
200	9410	SOUTH HIGH FOREIGN LANGUAGE	2,252.85	0.00	0.00	0.00	0.00	2,252.85
200	9411	SOUTH HIGH DIGITAL MEDIA CLUB	305.59	0.00	0.00	0.00	0.00	305.59
200	9412	SOUTH HIGH KEY CLUB	6,882.39	0.00	700.00	111.88	441.88	7,140.51
200	9413	SOUTH HIGH MARCHING BAND	7,805.34	0.00	10,755.66	0.00	7,616.26	10,944.74
200	9415	SOUTH HIGH NATIONAL HONOR SOCIETY	3,118.68	20.00	340.00	0.00	410.72	3,047.96
200	9418	SOUTH HIGH STUDENT COUNCIL	26,201.33	2,200.00	19,733.23	2,154.90	7,834.75	38,099.81

Willoughby-Eastlake City BOE Cash Summary (FINSUMDTR)Report

Fund	SCC	Description	Beginning Balance	MTD Revenues	FYTD Revenues	MTD Expenditures	FYTD Expenditures	Current Available Balance
200	9419	SOUTH HIGH YEARBOOK	\$ 15,179.39	\$ 0.00	\$ 78.87	\$ 0.00	\$ 416.66	\$ 14,841.60
200	9425	South High Art Club	62.43	0.00	0.00	0.00	0.00	62.43
200	9426	South High Modern Dance Club	895.25	0.00	0.00	0.00	0.00	895.25
200	9427	South High Class of 2023	2,112.34	0.00	0.00	0.00	2,112.34	0.00
200	9428	South High Class of 2024	0.00	0.00	9,332.34	0.00	0.00	9,332.34
200	9445	South High Rebel Yell	972.08	0.00	5.36	0.00	0.00	977.44
200	9446	South High Fab Lab	(914.20)	0.00	0.00	0.00	0.00	(914.20)
200	9452	South High School Store Debt	4,500.00	1,500.00	1,500.00	0.00	0.00	6,000.00
200	9501	Auto Coll.	970.43	0.00	35.00	0.00	0.00	1,005.43
200	9502	Auto Tech.	3,820.73	75.00	200.00	0.00	187.65	3,833.08
200	9503	Business Technology	436.25	0.00	0.00	0.00	0.00	436.25
200	9504	Hospitality	817.71	0.00	0.00	0.00	0.00	817.71
200	9506	Welding	9,660.53	0.00	175.18	0.00	0.00	9,835.71
200	9508	Cosmetology	186.88	0.00	0.00	0.00	0.00	186.88
200	9601	GRANT STUDENT COUNCIL	1,619.78	0.00	0.00	0.00	0.00	1,619.78
200	9608	GRANT SCHOOL STORE	644.99	0.00	0.00	0.00	0.00	644.99
300	9001	EASTLAKE ATHLETICS	39,734.39	0.00	15,686.27	0.00	12,619.31	42,801.35
300	9101	WILLOUGHBY ATHLETICS	21,386.82	100.00	21,965.80	0.00	14,832.05	28,520.57
300	9201	WILLOWICK ATHLETICS	28,538.57	300.00	426.85	0.00	405.00	28,560.42
300	9301	NORTH ATHLETICS	68,065.78	6,683.00	55,980.64	512.34	52,737.81	71,308.61
300	9401	SOUTH ATHLETICS	226,654.18	8,939.00	87,131.11	0.00	21,245.53	292,539.76
413	9023	POST SECONDARY - NURSING	1,212,249.61	0.00	0.00	1,264,407.21	1,212,249.61	0.00
413	9024	POST SECONDARY - NURSING	0.00	1,396,530.35	2,131,816.86	115,115.52	831,649.24	1,300,167.62
439	9023	PRESCHOOL	56.18	0.00	35,870.67	0.00	35,926.85	0.00
439	9024	PRESCHOOL	0.00	7,109.00	19,379.40	5,161.40	25,807.00	(6,427.60)
439	9123	ECE Innovation	0.00	0.00	49,999.98	0.00	49,999.98	0.00
451	9023	DATA COMMUNICATION	21,728.33	0.00	553.20	0.00	0.00	22,281.53
451	9024	DATA COMMUNICATION FUND	0.00	0.00	10,800.00	0.00	0.00	10,800.00
499	9224	MISCELLANEOUS STATE GRANT FUND	0.00	0.00	16,095.42	0.00	0.00	16,095.42
499	9624	MISCELLANEOUS STATE GRANT FUND	0.00	0.00	4,664.24	0.00	4,664.24	0.00
499	9723	MISCELLANEOUS STATE GRANT FUND	38,899.58	0.00	0.00	0.00	38,899.58	0.00
499	9724	MISCELLANEOUS STATE GRANT FUND	0.00	0.00	38,899.58	0.00	38,899.58	0.00
499	9823	MISCELLANEOUS STATE GRANT FUND	0.00	0.00	45,000.00	0.00	45,000.00	0.00
502	9023	ADULT NURSING	191,157.33	0.00	0.00	180,220.02	191,157.33	0.00
502	9024	ADULT NURSING	0.00	180,220.02	372,726.02	19,987.46	134,628.66	238,097.36
507	9122	ELEMENTARY AND SECONDARY SCHOOL EMERGENCY RELIEF FUND	0.00	0.00	0.00	0.00	1,008.12	(1,008.12)
507	9123	ELEMENTARY AND SECONDARY SCHOOL EMERGENCY RELIEF FUND	(393,352.85)	0.00	1,109,187.68	0.00	744,182.58	(28,347.75)
507	9124	ELEMENTARY AND SECONDARY SCHOOL EMERGENCY RELIEF FUND	0.00	0.00	0.00	54,497.90	67,027.88	(67,027.88)
507	9423	ARP Homeless	14.29	0.00	15,685.71	0.00	15,700.00	0.00

Willoughby-Eastlake City BOE Cash Summary (FINSUMDTR)Report

Fund	SCC	Description	Beginning Balance	MTD Revenues	FYTD Revenues	MTD Expenditures	FYTD Expenditures	Current Available Balance
516	9023	IDEA Part B	\$ 47.61	\$ 0.00	\$ 577,730.77	\$ 0.00	\$ 577,778.38	\$ 0.00
516	9024	IDEA Part B	0.00	222,301.02	617,858.69	155,047.30	812,352.35	(194,493.66)
516	9123	ARP IDEA Part B	99.99	0.00	119,178.77	0.00	119,278.76	0.00
536	9023	Title I Non-Competitive, Supplemental	39.89	0.00	182,175.61	0.00	182,215.50	0.00
536	9024	TITLE I SCHOOL IMPROVEMENT A	0.00	0.00	375.00	1,630.38	12,440.68	(12,065.68)
551	9024	LIMITED ENGLISH PROFICIENCY	0.00	38.99	319.00	0.00	856.63	(537.63)
572	9023	TITLE I	(39,820.95)	0.00	302,643.93	0.00	262,822.98	0.00
572	9024	TITLE I DISADVANTAGED CHILDREN	0.00	120,545.12	325,051.97	89,243.57	424,585.99	(99,534.02)
572	9123	Expanding Opportunities for Each Child	98.27	0.00	71,255.16	0.00	71,353.43	0.00
572	9124	TITLE I DISADVANTAGED CHILDREN	0.00	0.00	45,996.00	17,123.50	63,119.50	(17,123.50)
584	9023	Title IV-A Student Support and Academic Enrichment	(20,494.73)	0.00	38,607.74	0.00	18,113.01	0.00
584	9024	TITLE IV, PART A, STUDENT SUPPORT AND ACADEMIC ENRICHMENT PROGRAMS	0.00	6,463.72	13,515.60	7,202.27	21,015.00	(7,499.40)
587	9023	IDEA PRESCHOOL	84.75	0.00	6,015.25	0.00	6,100.00	0.00
587	9024	IDEA PRESCHOOL	0.00	0.00	0.00	0.00	149.85	(149.85)
587	9123	ARP IDEA PRESCHOOL	97.00	0.00	26,003.00	0.00	26,100.00	0.00
590	9023	IMPROVING TEACHER QUALITY	(16,740.37)	0.00	61,192.10	0.00	44,451.73	0.00
590	9024	IMPROVING TEACHER QUALITY	0.00	29,703.91	102,304.71	14,668.24	121,673.33	(19,368.62)
599	9003	Adult Nursing CARES - F	104,799.03	0.00	0.00	5,009.76	147,418.13	(42,619.10)
599	9004	Adult Nursing CARES N	1,191.04	0.00	0.00	0.00	0.00	1,191.04
599	9023	MISCELLANEOUS FED. GRANT FUND	124,116.48	0.00	0.00	875.00	875.00	123,241.48
599	9024	MISCELLANEOUS FED. GRANT FUND	0.00	0.00	0.00	0.00	58,334.44	(58,334.44)
599	9123	MISCELLANEOUS FED. GRANT FUND	90.14	0.00	49,309.86	0.00	49,400.00	0.00
599	9124	MISCELLANEOUS FED. GRANT FUND	0.00	0.00	0.00	0.00	2,012.08	(2,012.08)
599	9223	MISCELLANEOUS FED. GRANT FUND	886,149.00	0.00	0.00	0.00	886,149.00	0.00
599	9224	MISCELLANEOUS FED. GRANT FUND	0.00	0.00	884,608.50	31,722.61	139,576.66	745,031.84
599	9424	MISCELLANEOUS FED. GRANT FUND	0.00	36,969.00	36,969.00	0.00	0.00	36,969.00
Grand Total			\$ 48,473,035.49	\$ 5,709,083.56	\$ 83,407,066.44	\$ 11,842,966.52	\$ 86,053,462.42	\$ 45,826,639.51

Gross Depository Balances:

US Bank 2030	\$125,729.26
US Bank 2014	\$1,280,212.17
Farmers Master	\$25,000.00
Farmers Sweep	\$7,000,483.12

Total Depository Balances (Gross) \$8,431,424.55

Adjustments to Bank Balance:

Cash in Transit to Bank	\$0.00
Outstanding Checks	(\$333,018.72)
Adjustments:	

Total Adjustments to Bank Balance (\$333,018.72)

Investments:

Treasury Bonds and Notes	\$0.00
Certificate of Deposits	\$0.00
Other Securities	\$0.00
Other Investments:	
STAR Ohio	\$84,501.72
Investments at RedTree	\$37,538,685.66
Investments at RedTree - Koster Scholarship	\$105,046.30

Total Investments \$37,728,233.68

Cash on Hand:

Petty Cash:	
Change Cash:	
Cash with Fiscal Agent	\$0.00

Total Cash on Hand \$0.00

Total Balances \$45,826,639.51

Total Fund Balance \$45,826,639.51

Depository Clearance Accounts:

US Bank Payroll 2022	\$106,030.16
----------------------	--------------

Total Clearance Account Balances \$106,030.16



Treasurer

**WILLOUGHBY-EASTLAKE CITY SCHOOLS
BOARD OF EDUCATION**

**Monthly Cash and Investments
For the Month Ended January 31, 2024**

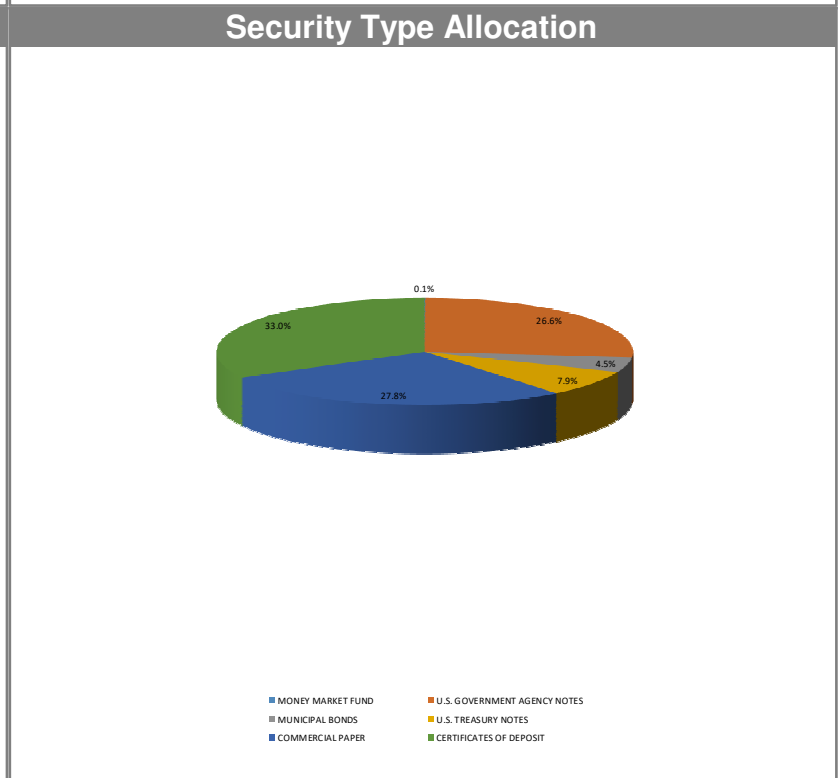
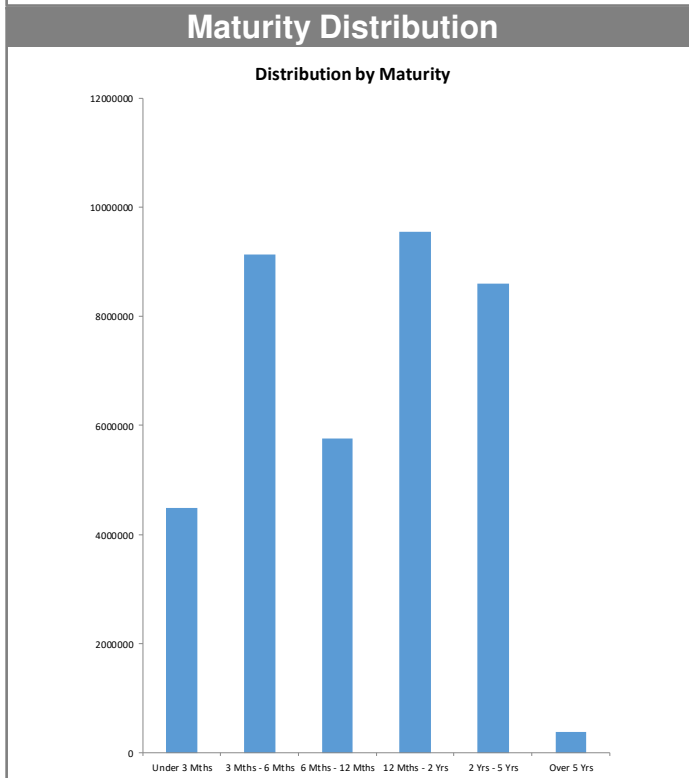
<i>BANKS/FINANCIAL INSTITUTIONS</i>	<i>Current Interest Rate</i>	<i>Prior month Interest Rate</i>	<i>Funds Held</i>
U.S. Bank	-	-	1,072,922.71
Farmers National Bank	5.70	5.74	7,025,483.12
RedTree Investments	4.53	4.59	37,538,685.66
RedTree – Koster Scholarship	3.44	3.43	105,046.30
STAR Ohio	5.54	5.58	84,501.72
Total Cash and Investments			\$45,826,639.51

**General Fund Interest Income Snapshot Year to Date
FY22 and FY23 vs FY24**

Interest Income to date – FY24	\$1,523,996.99
Interest Income to date – FY23	\$610,400.93
Interest Income to date – FY22	\$21,418.58
Change from prior year	150%
Change from two years	7,015%

Monthly Investment Summary
Willoughby-Eastlake City Schools - General Funds
US Bank Custodian Acct Ending x08735
 January 31, 2024

Monthly Cash Flow Activity		Market Value Summary				
From 12-31-23 through 01-31-24						
Beginning Book Value	37,411,867.77	Security Type	Market Value	Pct. Assets	Avg Yield at Cost	Wght Avg Mat
Contributions	0.00	Money Market Fund				
Withdrawals	0.00	MONEY MARKET FUND	24,362.65	0.1	5.21	0.00
Prior Month Management Fees	-3,138.98	Fixed Income				
Realized Gains/Losses	0.00	MUNICIPAL BONDS	1,705,097.65	4.5	4.28	3.14
Gross Interest Earnings	129,956.87	U.S. GOVERNMENT AGENCY NOTES	10,055,763.18	26.5	3.77	1.28
Ending Book Value	37,538,685.66	U.S. TREASURY NOTES	2,989,093.36	7.9	3.30	1.65
		Accrued Interest	112,448.52	0.3		
		Commercial Paper				
		COMMERCIAL PAPER	10,497,208.49	27.7	5.83	0.29
		Certificate of Deposit				
		CERTIFICATES OF DEPOSIT	12,465,500.17	32.9	4.37	1.56
		Accrued Interest	77,116.50	0.2		
		TOTAL PORTFOLIO	37,926,590.52	100.0	4.53	1.21



Disclosures:

RedTree's internal accounting system is used as the source of the market value of this account. Although obtained from a source believed to be reliable, we cannot guarantee its accuracy. You should review all account statements provided by the custodian and compare with the statements provided by RedTree.

Portfolio Holdings Report
Willoughby-Eastlake City Schools - General Funds
US Bank Custodian Acct Ending x08735
 January 31, 2024

Quantity	Cusip	Security Description	Moody's	S&P	Cost Basis	Market Value	Yield at Cost	Wtd Maturity	Purchase Date
U.S. GOVERNMENT AGENCY NOTES									
435,000	3130AQX40	Federal Home Ln Bank 1.500% Due 02-23-24	Aaa	AA+	435,000.00	434,002.92	1.50	0.06	02-28-22
250,000	3130AOXE5	Federal Home Ln Bank 3.250% Due 03-08-24	Aaa	AA+	249,612.50	249,469.11	3.35	0.10	08-17-22
500,000	3130ARPQ8	Federal Home Ln Bank 2.670% Due 04-26-24	Aaa	AA+	500,000.00	496,878.26	2.67	0.24	04-29-22
325,000	3130ATVC8	Federal Home Ln Bank 4.875% Due 06-14-24	Aaa	AA+	324,317.50	324,667.19	5.03	0.37	02-17-23
425,000	3130ATVC8	Federal Home Ln Bank 4.875% Due 06-14-24	Aaa	AA+	423,423.25	424,564.79	5.16	0.37	02-27-23
500,000	3130ASH77	Federal Home Ln Bank 3.570% Due 06-28-24	Aaa	AA+	500,000.00	496,740.34	3.57	0.40	06-28-22
200,000	3130ANB58	Federal Home Ln Bank 0.475% Due 07-19-24	Aaa	AA+	199,800.00	195,688.71	0.51	0.46	09-23-21
500,000	3130ASN47	Federal Home Ln Bank 3.320% Due 07-26-24	Aaa	AA+	499,700.00	495,730.59	3.35	0.48	07-26-22
60,000	3130ANMM9	Federal Home Ln Bank 0.540% Due 08-26-24	Aaa	AA+	60,000.00	58,472.86	0.54	0.56	08-26-21
100,000	3130AMFP2	Federal Home Ln Bank 0.500% Due 08-27-24	Aaa	AA+	100,000.00	97,422.23	0.50	0.56	05-27-21
280,000	3130ANX88	Federal Home Ln Bank 0.500% Due 09-27-24	Aaa	AA+	279,916.00	271,925.28	0.51	0.64	09-27-21
110,000	3130ATUR6	Federal Home Ln Bank 4.625% Due 12-13-24	Aaa	AA+	109,602.90	109,829.72	4.86	0.84	05-31-23
700,000	3130AUX58	Federal Home Ln Bank 4.650% Due 01-06-25	Aaa	AA+	697,219.60	699,434.78	4.88	0.90	02-27-23
150,000	3130AP6F7	Federal Home Ln Bank 0.600% Due 01-07-25	Aaa	AA+	150,000.00	144,298.83	0.60	0.91	10-07-21
500,000	3130AUW34	Federal Home Ln Bank 4.550% Due 02-14-25	Aaa	AA+	499,728.00	499,192.94	4.58	0.98	02-14-23
500,000	3130AUYC2	Federal Home Ln Bank 4.700% Due 02-14-25	Aaa	AA+	498,940.00	500,224.26	4.81	0.98	02-17-23
400,000	3130ARQA2	Federal Home Ln Bank 3.050% Due 04-28-25	Aaa	AA+	400,000.00	392,307.25	3.05	1.19	04-28-22
550,000	3130AWBY5	Federal Home Ln Bank 4.750% Due 06-13-25	Aaa	AA+	546,269.32	552,002.92	5.14	1.31	08-18-23
350,000	3134GXE34	Federal Home Ln Mtg 4.050% Due 07-25-25	Aaa	AA+	350,000.00	346,916.15	4.05	1.42	07-25-22
145,000	3130ALY40	Federal Home Ln Bank 1.000% Due 10-20-25	Aaa	AA+	144,963.75	136,592.21	1.01	1.67	04-20-21
400,000	3133EPBJ3	Federal Farm Credit Bank 4.375% Due 02-23-26	Aaa	AA+	398,272.00	401,374.15	4.53	1.92	02-23-23
250,000	3130ALCV4	Federal Home Ln Bank 0.750% Due 02-24-26	Aaa	AA+	250,000.00	231,636.69	0.75	2.00	02-24-21
500,000	3130AV6J6	Federal Home Ln Bank 4.500% Due 03-13-26	Aaa	AA+	498,322.98	502,768.40	4.62	1.97	03-02-23
500,000	3133EPNF8	Federal Farm Credit Bank 4.820% Due 06-23-26	Aaa	AA+	498,450.00	500,207.26	4.93	2.23	06-26-23
250,000	3133ENF96	Federal Farm Credit Bank 3.960% Due 08-17-26	Aaa	AA+	250,000.00	246,544.91	3.96	2.35	08-17-22
305,000	3133ENH45	Federal Farm Credit Bank 3.125% Due 08-24-26	Aaa	AA+	303,177.93	297,176.02	3.29	2.40	08-24-22
500,000	3130AMUL4	Federal Home Ln Bank 1.000% Due 12-30-26	Aaa	AA+	455,060.00	454,644.11	4.29	2.82	01-22-24
500,000	3134GYZS4	Federal Home Ln Mtg 4.750% Due 08-14-28	Aaa	AA+	493,440.00	495,050.26	5.05	3.95	08-14-23
	Accrued Interest					88,510.04			
					10,115,215.73	10,144,273.22	3.77	1.28	

Disclosures:

RedTree's internal accounting system is used as the source of the market value of this account. Although obtained from a source believed to be reliable, we cannot guarantee its accuracy. You should review all account statements provided by the custodian and compare with the statements provided by RedTree.

Questions? Call 888.596.2293 or email info@redtreeinv.com

Portfolio Holdings Report
Willoughby-Eastlake City Schools - General Funds
US Bank Custodian Acct Ending x08735
 January 31, 2024

Quantity	Cusip	Security Description	Moody's	S&P	Cost Basis	Market Value	Yield at Cost	Wtd Maturity	Purchase Date
MUNICIPAL BONDS									
190,000	514264FY1	Lancaster CSD, OH GO 0.565% Due 10-01-24		AA	190,000.00	184,691.40	0.56	0.65	03-25-21
750,000	186392CD6	Cleveland SD, OH GO 5.200% Due 12-01-26	Aa2	AA	737,542.50	748,635.00	5.78	2.58	10-04-23
400,000	407774GK8	Hamilton CSD, OH GO 4.000% Due 12-01-26		AA	413,596.00	397,780.00	3.20	2.64	04-22-22
435,000	6775224H4	State of Ohio, OH GO 1.580% Due 08-01-30	Aaa	AAA	369,619.50	373,991.25	4.25	6.00	01-26-24
		Accrued Interest				12,961.00			
					1,710,758.00	1,718,058.65	4.28	3.14	
U.S. TREASURY NOTES									
1,000,000	9128283P3	US Treasury Note 2.250% Due 12-31-24	Aaa	AA+	985,703.12	977,656.25	2.80	0.89	04-21-22
500,000	91282CGD7	US Treasury Note 4.250% Due 12-31-24	Aaa	AA+	493,925.78	497,578.12	5.10	0.88	06-26-23
350,000	9128283V0	US Treasury Note 2.500% Due 01-31-25	Aaa	AA+	345,625.00	342,507.81	3.00	0.97	06-13-22
545,000	9128285N6	US Treasury Note 2.875% Due 11-30-25	Aaa	AA+	542,807.23	531,524.02	3.00	1.75	06-07-22
250,000	91282CCZ2	US Treasury Note 0.875% Due 09-30-26	Aaa	AA+	248,164.01	230,253.90	1.03	2.58	09-30-21
125,000	9128284V9	US Treasury Note 2.875% Due 08-15-28	Aaa	AA+	114,995.13	119,663.09	4.73	4.14	09-29-23
300,000	9128285M8	US Treasury Note 3.125% Due 11-15-28	Aaa	AA+	288,316.38	289,910.16	4.01	4.36	01-05-24
		Accrued Interest				10,977.48			
					3,019,536.65	3,000,070.84	3.30	1.65	
CERTIFICATES OF DEPOSIT									
244,000	060243JK9	Bangor Savings Bank, ME 4.800% Due 05-23-24			243,817.00	243,683.84	4.85	0.30	11-23-22
249,000	07815ACY1	Bell Bank, ND 4.750% Due 07-22-24			249,000.00	248,661.77	4.80	0.46	04-20-23
249,000	92834CCX8	VisionBank of Iowa, IA 4.750% Due 07-22-24			249,000.00	248,661.77	4.80	0.46	04-20-23
249,000	89235MLQ2	Toyota Financial Savings Bank, NV 0.650% Due 09-16-24			249,000.00	242,469.21	0.65	0.61	09-22-21
243,000	15987UAV0	Charles Schwab Bank, TX 5.400% Due 09-23-24			242,817.75	243,277.92	5.45	0.61	03-17-23
249,000	38149MZY2	Goldman Sachs Bank USA, NY 0.650% Due 09-23-24			248,626.50	242,296.42	0.70	0.63	09-22-21
249,000	795451AW3	Sallie Mae Bank, UT 0.700% Due 09-23-24			248,626.50	242,374.93	0.75	0.63	09-22-21
249,000	90348JT42	UBS Bank USA, UT 0.650% Due 09-23-24			248,688.75	242,193.28	0.69	0.63	09-22-21
249,000	05580AE26	BMW Bank of North America, UT 0.650% Due 09-24-24			248,626.50	242,251.71	0.70	0.63	09-24-21
249,000	856285XQ9	State Bank of India, NY 0.700% Due 09-30-24			248,751.00	242,187.64	0.73	0.64	09-29-21
243,000	46124GBB3	Intrust Bank NA, KS 4.950% Due 10-21-24			242,817.75	242,923.83	5.00	0.69	04-21-23
244,000	15131XFF9	Cenlar Bank, NJ 4.500% Due 01-31-25			243,756.00	243,222.90	4.55	0.97	01-31-23

Disclosures:

RedTree's internal accounting system is used as the source of the market value of this account. Although obtained from a source believed to be reliable, we cannot guarantee its accuracy. You should review all account statements provided by the custodian and compare with the statements provided by RedTree.

Questions? Call 888.596.2293 or email info@redtreeinv.com

Portfolio Holdings Report
Willoughby-Eastlake City Schools - General Funds
US Bank Custodian Acct Ending x08735
 January 31, 2024

Quantity	Cusip	Security Description	Moody's	S&P	Cost Basis	Market Value	Yield at Cost	Wtd Maturity	Purchase Date
249,000	251795BV1	Devon Bank, IL 4.450% Due 02-10-25			248,813.25	248,071.90	4.49	0.97	02-09-23
244,000	30002CAV0	Everett Co-op Bank, MA 4.400% Due 02-10-25			243,939.00	242,973.71	4.41	0.97	02-08-23
249,000	56065GAW8	MainStreet Bank, VA 4.500% Due 02-10-25			248,875.50	248,194.17	4.57	0.98	02-08-23
249,000	923450DS6	Veritex Community Bank, TX 4.500% Due 02-13-25			248,751.00	248,169.81	4.60	0.99	02-13-23
248,000	62847NDN3	MVB Bank, WV 5.300% Due 03-24-25			247,752.00	249,398.84	5.41	1.09	03-24-23
248,000	72345SLG4	Pinnacle Bank, TN 5.300% Due 03-24-25			247,814.00	249,331.51	5.40	1.09	03-22-23
248,000	884693BY7	Thomasville Natl Bank, GA 5.050% Due 03-24-25			247,876.00	248,708.17	5.13	1.09	03-24-23
249,000	020080CM7	Alma Bank, NY 4.600% Due 04-21-25			248,751.00	248,537.62	4.70	1.16	04-19-23
244,000	800364EZ0	Sandy Spring Bank, MD 4.650% Due 04-21-25			243,756.00	243,645.85	4.70	1.16	04-19-23
248,000	89388CGT9	TAB Bank, UT 4.950% Due 05-30-25			248,000.00	248,767.81	5.00	1.26	05-30-23
246,000	06740KQS9	Barclay's Bank, DE 3.050% Due 06-02-25			245,815.50	240,658.35	3.08	1.28	06-02-22
248,000	70153RLV8	Parkway Bank and Trust, IL 4.950% Due 06-16-25			247,814.00	248,811.69	5.04	1.30	06-15-23
248,000	20143PEU0	Commercial Bank, TN 5.050% Due 07-18-25			247,752.00	249,285.55	5.16	1.38	07-18-23
248,000	138138AB8	Canton Co-Op Bank, MA 5.000% Due 07-21-25			247,752.00	249,126.69	5.11	1.39	07-21-23
248,000	27002YGD2	EagleBank, MD 5.050% Due 07-21-25			247,752.00	249,302.75	5.16	1.39	07-21-23
243,000	66476QDZ8	Northern Bank & Trust, MA 5.000% Due 07-21-25			242,757.00	244,090.57	5.05	1.40	07-19-23
248,000	180227AN0	Claremont Savings Bank, NH 5.050% Due 07-28-25			247,752.00	249,369.83	5.16	1.40	07-26-23
243,000	02589AEX6	American Express Nat'l Bank, UT 5.150% Due 09-15-25			242,757.00	245,042.42	5.20	1.51	09-13-23
243,000	83407DBK1	SoFi Bank NA, UT 5.250% Due 09-19-25			242,817.75	245,447.51	5.29	1.53	09-20-23
248,000	89580DBA9	Triad Business Bank, NC 5.300% Due 09-29-25			247,752.00	250,716.80	5.41	1.56	09-29-23
243,000	06051V4P8	Bank of America NA, NC 5.350% Due 11-03-25			242,757.00	246,197.93	5.40	1.64	11-01-23
244,000	178180GS8	City National Bank, CA 4.900% Due 11-24-25			243,634.00	245,498.71	5.00	1.70	11-23-22
248,000	02519ACD7	American Commercial B&T NA, IL 5.000% Due 12-08-25			247,876.00	249,991.77	5.08	1.73	12-06-23
249,000	39083PDL3	Great Midwest Bank, WI 4.350% Due 01-22-26			248,751.00	248,271.33	4.44	1.85	01-22-24
244,000	552249CH5	Lyons National Bank, NY 4.850% Due 03-16-26			243,695.00	245,916.26	4.89	1.96	03-15-23
243,000	02357QBU0	Amerant Bank NA, FL 5.000% Due 03-23-26			242,635.50	245,692.85	5.05	1.98	03-21-23
248,000	32117BFQ6	First Natl Bank Damariscotta, ME 4.800% Due 03-23-26			247,628.00	249,779.57	4.90	2.00	03-23-23
249,000	695292FT4	Paducah B&T, KY 4.500% Due 04-13-26			248,751.00	249,371.21	4.58	2.05	04-13-23
249,000	15118RG68	Celtic Bank, UT 4.500% Due 04-14-26			248,626.50	249,376.57	4.60	2.05	04-17-23

Disclosures:

RedTree's internal accounting system is used as the source of the market value of this account. Although obtained from a source believed to be reliable, we cannot guarantee its accuracy. You should review all account statements provided by the custodian and compare with the statements provided by RedTree.

Questions? Call 888.596.2293 or email info@redtreeinv.com

Portfolio Holdings Report
Willoughby-Eastlake City Schools - General Funds
US Bank Custodian Acct Ending x08735
 January 31, 2024

Quantity	Cusip	Security Description	Moody's	S&P	Cost Basis	Market Value	Yield at Cost	Wtd Maturity	Purchase Date
249,000	20033A3V6	Comenity Capital Bank, UT 4.550% Due 04-17-26			248,626.50	249,654.52	4.65	2.06	04-18-23
244,000	064455AU2	Bank of Pontiac, IL 4.500% Due 04-20-26			243,634.00	244,377.24	4.55	2.07	04-19-23
243,000	227563DD2	Cross River Bank, NJ 4.700% Due 06-30-26			242,635.50	244,830.22	4.75	2.25	06-30-23
243,000	760296FW8	Republic B&T Co, KY 5.150% Due 10-27-26			242,757.00	248,554.28	5.19	2.51	10-27-23
244,000	319267LP3	First Bank of Richmond, IN 4.100% Due 01-19-27			243,634.00	243,632.12	4.15	2.76	01-17-24
244,000	12547CAX6	CIBC Bank USA, IL 4.450% Due 04-13-28			243,390.00	247,617.49	4.51	3.76	04-14-23
244,000	05600XQE3	BMO Harris Bank, IL 4.500% Due 05-16-28			243,390.00	248,185.06	4.56	3.84	05-16-23
119,000	70086VAU5	Park State Bank, MN 4.450% Due 07-19-28			118,702.50	124,091.61	4.55	4.00	07-19-23
249,000	91139LAM8	United Roosevelt Svgs Bank, NJ 4.500% Due 09-12-28			248,377.50	259,443.81	4.60	4.11	09-12-23
243,000	87165F3D4	Synchrony Bank, UT 5.000% Due 11-03-28			242,392.50	253,160.85	5.06	4.17	11-03-23
	Accrued Interest					77,116.50			
					12,430,470.25	12,542,616.67	4.37	1.56	
COMMERCIAL PAPER									
250,000	06369LBL8	Bank of Montreal 0.000% Due 02-20-24	P-1	A-1	240,006.25	249,263.00	5.55	0.06	05-26-23
250,000	89119ABL1	TD USA 0.000% Due 02-20-24	P-1	A-1+	239,706.25	249,264.00	5.73	0.06	05-26-23
425,000	78015CCR1	Royal Bank of Canada (RBC) 0.000% Due 03-25-24	P-1	A-1+	407,341.25	421,638.25	5.78	0.15	06-29-23
500,000	89119ACR7	TD USA 0.000% Due 03-25-24	P-1	A-1+	479,112.50	495,995.50	5.81	0.15	06-29-23
1,000,000	46640PD18	JP Morgan 0.000% Due 04-01-24	P-1	A-1	958,000.00	990,654.00	5.85	0.17	07-06-23
400,000	89233GD86	Toyota Motor Credit 0.000% Due 04-08-24	P-1	A-1+	383,514.67	395,961.20	5.86	0.19	07-19-23
500,000	89233GDR4	Toyota Motor Credit 0.000% Due 04-25-24	P-1	A-1+	478,973.75	493,676.00	5.92	0.23	08-02-23
2,000,000	06369LE19	Bank of Montreal 0.000% Due 05-01-24	P-1	A-1	1,917,244.44	1,972,912.00	5.84	0.25	08-09-23
500,000	13608AE93	Canadian Imp Holdings 0.000% Due 05-09-24	P-1	A-1	479,077.78	492,709.00	5.84	0.27	08-14-23
675,000	63873JEL0	Natixis NY 0.000% Due 05-20-24	P-1	A-1	655,435.13	664,050.15	5.78	0.30	11-16-23
500,000	89119AF37	TD USA 0.000% Due 06-03-24	P-1	A-1+	478,962.50	490,814.50	5.86	0.34	09-07-23
850,000	06054NF48	Bank of America 0.000% Due 06-04-24		A-1	817,296.25	834,254.60	5.93	0.34	10-05-23
425,000	06054NFM8	Bank of America 0.000% Due 06-21-24		A-1	411,079.60	416,127.27	5.70	0.39	11-20-23
500,000	78009AFT6	Royal Bank of Canada (RBC) 0.000% Due 06-27-24	P-1	A-1+	479,081.11	489,289.50	5.87	0.40	10-03-23
260,000	62479LFU4	MUFG Bank 0.000% Due 06-28-24	P-1	A-1	251,822.35	254,244.64	5.65	0.40	12-04-23
850,000	45685QGS2	ING US CP 0.000% Due 07-26-24	P-1	A-1	814,051.13	828,370.90	5.91	0.48	10-31-23
500,000	89233GH90	Toyota Motor Credit 0.000% Due 08-09-24	P-1	A-1+	479,040.42	486,316.50	5.86	0.52	11-14-23

Disclosures:

RedTree's internal accounting system is used as the source of the market value of this account. Although obtained from a source believed to be reliable, we cannot guarantee its accuracy. You should review all account statements provided by the custodian and compare with the statements provided by RedTree.

Questions? Call 888.596.2293 or email info@redtreeinv.com

Portfolio Holdings Report
Willoughby-Eastlake City Schools - General Funds
US Bank Custodian Acct Ending x08735
 January 31, 2024

Quantity	Cusip	Security Description	Moody's	S&P	Cost Basis	Market Value	Yield at Cost	Wtd Maturity	Purchase Date
280,000	06054NHS3	Bank of America 0.000% Due 08-26-24		A-1	268,597.00	271,667.48	5.66	0.56	11-30-23
					10,238,342.38	10,497,208.49	5.83	0.29	
MONEY MARKET FUND									
	USBMMF	First American Treasury Obligations Fund			24,362.65	24,362.65	5.21		
TOTAL PORTFOLIO					37,538,685.66	37,926,590.52	4.53	1.21	

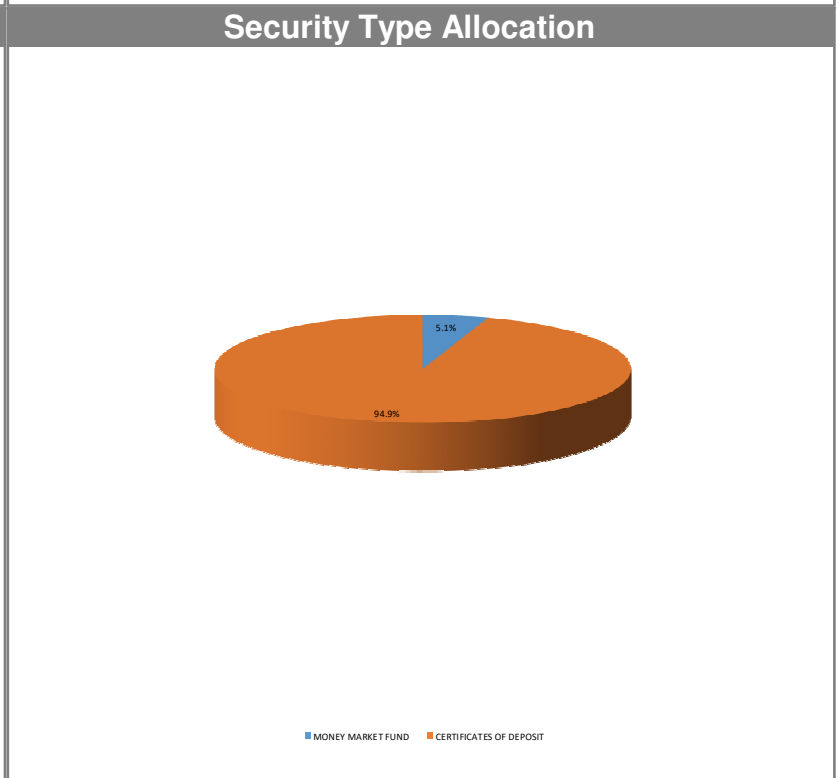
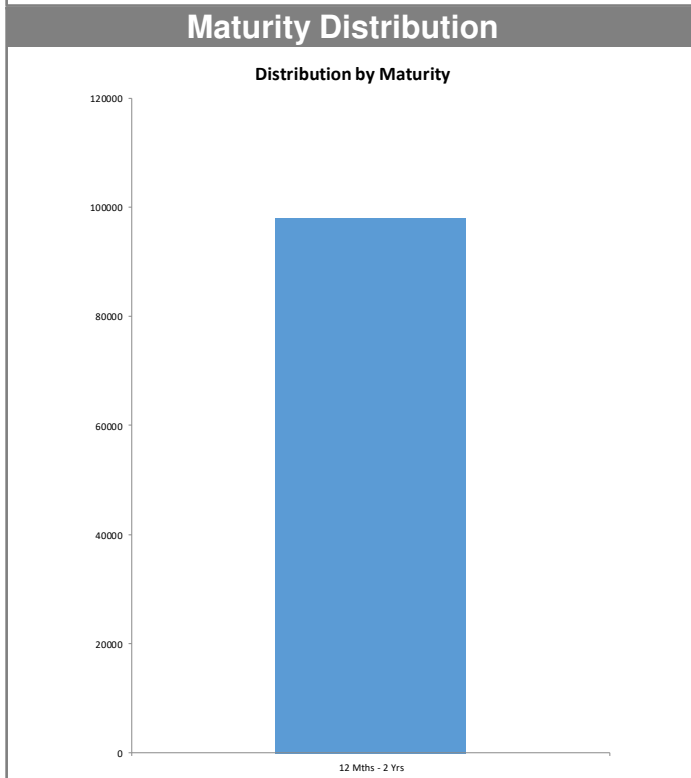
Disclosures:

RedTree's internal accounting system is used as the source of the market value of this account. Although obtained from a source believed to be reliable, we cannot guarantee its accuracy. You should review all account statements provided by the custodian and compare with the statements provided by RedTree.

Questions? Call 888.596.2293 or email info@redtreeinv.com

Monthly Investment Summary
Willoughby-Eastlake City Schools - Koster Scholarship
US Bank Custodian Acct Ending x13055
 January 31, 2024

Monthly Cash Flow Activity		Market Value Summary				
From 12-31-23 through 01-31-24						
Beginning Book Value	104,482.36	Security Type	Market Value	Pct. Assets	Avg Yield at Cost	Wght Avg Mat
Contributions	0.00	Money Market Fund				
Withdrawals	0.00	MONEY MARKET FUND	5,246.30	5.1	5.21	0.00
Prior Month Management Fees	0.00	Certificate of Deposit				
Realized Gains/Losses	0.00	CERTIFICATES OF DEPOSIT	97,905.15	94.9	3.34	1.50
Gross Interest Earnings	563.94	Accrued Interest	17.81	0.0		
Ending Book Value	105,046.30	TOTAL PORTFOLIO	103,169.26	100.0	3.44	1.43



Disclosures:

RedTree's internal accounting system is used as the source of the market value of this account. Although obtained from a source believed to be reliable, we cannot guarantee its accuracy. You should review all account statements provided by the custodian and compare with the statements provided by RedTree.

Portfolio Holdings Report
Willoughby-Eastlake City Schools - Koster Scholarship
US Bank Custodian Acct Ending x13055
 January 31, 2024

Quantity	Cusip	Security Description	Moody's	S&P	Cost Basis	Market Value	Yield at Cost	Wtd Maturity	Purchase Date
CERTIFICATES OF DEPOSIT									
100,000	58404DQK0	Medallion Bank, UT 3.250% Due 08-29-25			99,800.00	97,905.15	3.34	1.50	08-30-22
		Accrued Interest				17.81			
					99,800.00	97,922.96	3.34	1.50	
MONEY MARKET FUND									
	USBMMF	First American Treasury Obligations Fund			5,246.30	5,246.30	5.21		
TOTAL PORTFOLIO					105,046.30	103,169.26	3.44	1.43	

Disclosures:

RedTree's internal accounting system is used as the source of the market value of this account. Although obtained from a source believed to be reliable, we cannot guarantee its accuracy. You should review all account statements provided by the custodian and compare with the statements provided by RedTree.

Questions? Call 888.596.2293 or email info@redtreeinv.com