

*WILLOUGHBY-EASTLAKE  
CITY SCHOOL DISTRICT*



*ACCUMULATED MONTHLY  
FINANCIAL REPORT  
MONTH ENDED JULY 31, 2023*

**PREPARED BY:**

**Willoughby-Eastlake City Schools School District**

**Treasurer's Office**

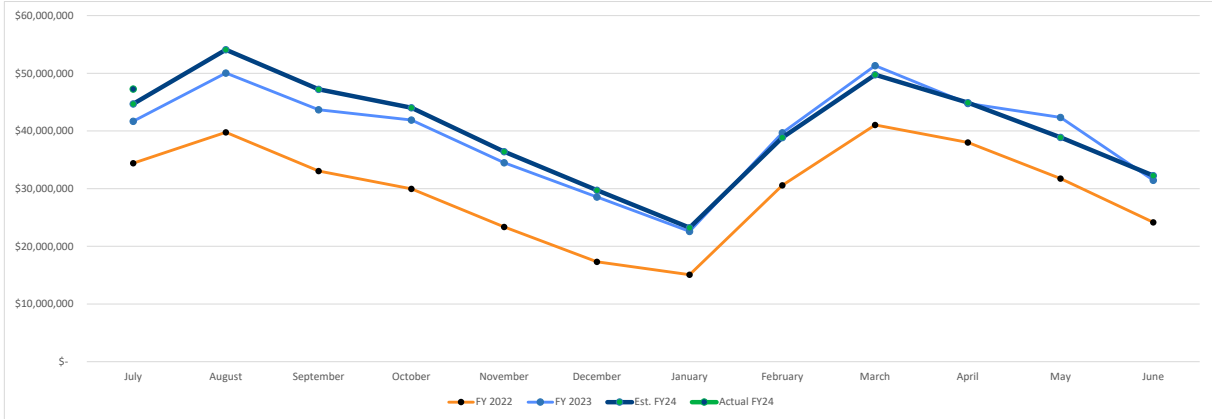
**Nicholas E. Ciarniello, Treasurer/CFO**

## ***Table of Contents***

General Fund Variance Report.....	1
Spending Plan Summary .....	2
Revenue vs Estimate Report .....	3
Expenditure vs Appropriation Report .....	5
Disbursement Summary Report.....	9
Cash Summary Report .....	15
Cash Reconciliation.....	22
Monthly Cash and Investments .....	23
RedTree Investment Summary.....	24

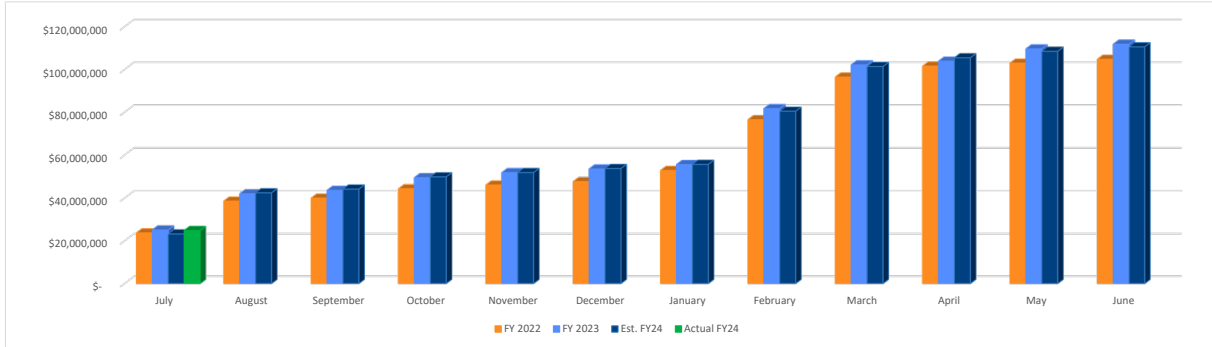
**Willoughby-Eastlake City School District  
General Fund Fund Balances  
Variance Report July 31, 2023**

	July	August	September	October	November	December	January	February	March	April	May	June
<b>FY 2022</b>	\$ 34,401,472	\$ 39,768,116	\$ 33,049,018	\$ 29,974,046	\$ 23,360,010	\$ 17,320,959	\$ 15,079,235	\$ 30,590,481	\$ 41,041,556	\$ 38,012,704	\$ 31,751,208	\$ 24,172,355
<b>FY 2023</b>	\$ 41,689,478	\$ 50,043,010	\$ 43,671,676	\$ 41,886,116	\$ 34,499,920	\$ 28,547,674	\$ 22,593,357	\$ 39,683,984	\$ 51,326,326	\$ 44,763,344	\$ 42,341,680	\$ 31,457,146
<b>Est. FY24</b>	\$ 44,699,973	\$ 54,085,367	\$ 47,228,526	\$ 44,016,879	\$ 36,413,671	\$ 29,718,070	\$ 23,233,456	\$ 38,870,512	\$ 49,740,068	\$ 44,907,929	\$ 38,897,580	\$ 32,267,839
<b>Actual FY24</b>	\$ 47,268,460											



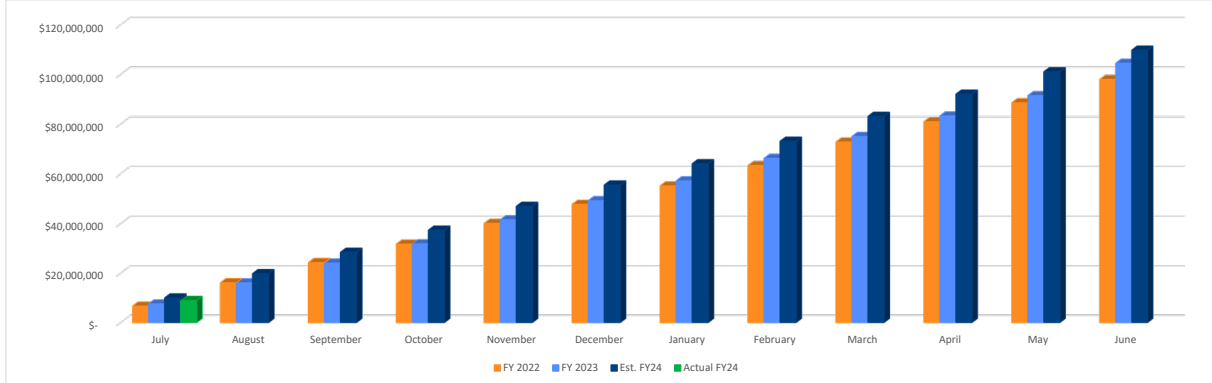
**Willoughby-Eastlake City School District  
General Fund Fund Revenues  
Variance Report July 31, 2023**

	July	August	September	October	November	December	January	February	March	April	May	June
<b>FY 2022</b>	\$ 23,670,893	\$ 38,524,812	\$ 39,929,084	\$ 44,297,098	\$ 46,042,670	\$ 47,663,206	\$ 52,860,126	\$ 76,441,355	\$ 96,376,105	\$ 101,522,710	\$ 102,893,371	\$ 104,695,232
<b>FY 2023</b>	\$ 25,062,902	\$ 41,961,926	\$ 43,563,924	\$ 49,519,385	\$ 51,843,777	\$ 53,568,670	\$ 55,610,513	\$ 81,631,896	\$ 102,106,536	\$ 103,819,584	\$ 109,558,589	\$ 111,752,087
<b>Est. FY24</b>	\$ 23,196,905	\$ 42,419,597	\$ 44,170,175	\$ 49,879,061	\$ 51,886,135	\$ 53,774,954	\$ 55,722,482	\$ 80,429,758	\$ 101,327,619	\$ 105,425,770	\$ 108,465,586	\$ 110,527,163
<b>Actual FY24</b>	\$ 24,751,658											



**Willoughby-Eastlake City School District  
General Fund Fund Expenditures  
Variance Report July 31, 2023**

	July	August	September	October	November	December	January	February	March	April	May	June
<b>FY 2022</b>	\$ 6,647,667	\$ 16,134,942	\$ 24,258,313	\$ 31,701,299	\$ 40,060,907	\$ 47,720,493	\$ 55,159,137	\$ 63,229,120	\$ 72,712,795	\$ 80,888,252	\$ 88,520,410	\$ 97,908,628
<b>FY 2023</b>	\$ 7,533,174	\$ 16,078,665	\$ 24,051,998	\$ 31,793,019	\$ 41,503,607	\$ 49,180,746	\$ 57,176,906	\$ 66,107,662	\$ 74,939,961	\$ 83,215,989	\$ 91,376,660	\$ 104,454,691
<b>Est. FY24</b>	\$ 9,954,078	\$ 19,791,376	\$ 28,398,796	\$ 37,319,329	\$ 46,929,609	\$ 55,514,030	\$ 63,946,172	\$ 73,016,392	\$ 83,044,697	\$ 91,974,987	\$ 101,025,152	\$ 109,716,471
<b>Actual FY24</b>	\$ 8,940,344											



## Willoughby-Eastlake City Spending Plan Summary

ODE Line Number	Monthly Estimate	Monthly Actual	Monthly Difference	FYTEstimate	FYTDActual	FYTDDifference
01.010 General Property (Real Estate)	\$ 21,670,753.00	\$ 23,000,000.00	\$ 1,329,247.00	\$ 21,670,753.00	\$ 23,000,000.00	\$ 1,329,247.00
01.020 Tangible Personal Property Tax	0.00	0.00	0.00	0.00	0.00	0.00
01.030 Income Tax	0.00	0.00	0.00	0.00	0.00	0.00
01.035 Unrestricted Grants-in-Aid	1,340,978.00	1,345,094.76	4,116.76	1,340,978.00	1,345,094.76	4,116.76
01.040 Restricted Grants-in-Aid	94,090.00	110,453.14	16,363.14	94,090.00	110,453.14	16,363.14
01.045 Restricted Federal Grants-in-Aid - SFSF	0.00	0.00	0.00	0.00	0.00	0.00
01.050 Property Tax Allocation	0.00	0.00	0.00	0.00	0.00	0.00
01.060 All Other Operating Revenue	90,412.00	260,367.58	169,955.58	90,412.00	260,367.58	169,955.58
01.070 Total Revenue	23,196,233.00	24,715,915.48	1,519,682.48	23,196,233.00	24,715,915.48	1,519,682.48
02.010 Proceeds from Sale of Notes	0.00	0.00	0.00	0.00	0.00	0.00
02.020 State Emergency Loans & Advancements (Approved)	0.00	0.00	0.00	0.00	0.00	0.00
02.040 Operating Transfers-In	0.00	0.00	0.00	0.00	0.00	0.00
02.050 Advances-In	0.00	0.00	0.00	0.00	0.00	0.00
02.060 All Other Financial Sources	671.00	35,742.31	35,071.31	671.00	35,742.31	35,071.31
02.070 Total Other Financing Sources	671.00	35,742.31	35,071.31	671.00	35,742.31	35,071.31
02.080 Total Revenues and Other Financing Sources	23,196,904.00	24,751,657.79	1,554,753.79	23,196,904.00	24,751,657.79	1,554,753.79
03.010 Personal Services	4,746,582.00	4,369,794.67	(376,787.33)	4,746,582.00	4,369,794.67	(376,787.33)
03.020 Employees' Retirement/Insurance Benefits	2,240,627.00	1,691,396.20	(549,230.80)	2,240,627.00	1,691,396.20	(549,230.80)
03.030 Purchased Services	851,564.00	577,933.85	(273,630.15)	851,564.00	577,933.85	(273,630.15)
03.040 Supplies and Materials	189,441.00	363,734.19	174,293.19	189,441.00	363,734.19	174,293.19
03.050 Capital Outlay	768.00	372.55	(395.45)	768.00	372.55	(395.45)
03.060 Intergovernmental	0.00	0.00	0.00	0.00	0.00	0.00
04.010 Debt Service: All Principal (Historical)	0.00	0.00	0.00	0.00	0.00	0.00
04.020 Debt Service: Principal-Notes	0.00	0.00	0.00	0.00	0.00	0.00
04.030 Debt Service: Principal - State Loans	0.00	0.00	0.00	0.00	0.00	0.00
04.040 Debt Service: Principal - State Advancements	0.00	0.00	0.00	0.00	0.00	0.00
04.050 Debt Service: Principal - HB 264 Loans	0.00	0.00	0.00	0.00	0.00	0.00
04.055 Debt Service: Principal - Other	0.00	0.00	0.00	0.00	0.00	0.00
04.060 Debt Service: Interest and Fiscal Charges	0.00	0.00	0.00	0.00	0.00	0.00
04.300 Other Objects	175,096.00	185,786.72	10,690.72	175,096.00	185,786.72	10,690.72
04.500 Total Expenditures	8,204,078.00	7,189,018.18	(1,015,059.82)	8,204,078.00	7,189,018.18	(1,015,059.82)
05.010 Operational Transfers - Out	1,750,000.00	1,751,325.43	1,325.43	1,750,000.00	1,751,325.43	1,325.43
05.020 Advances - Out	0.00	0.00	0.00	0.00	0.00	0.00
05.030 All Other Financing Uses	0.00	0.00	0.00	0.00	0.00	0.00
05.040 Total Other Financing Uses	1,750,000.00	1,751,325.43	1,325.43	1,750,000.00	1,751,325.43	1,325.43
05.050 Total Expenditure and Other Financing Uses	9,954,078.00	8,940,343.61	(1,013,734.39)	9,954,078.00	8,940,343.61	(1,013,734.39)
06.010 Excess Rev & Oth Financing Sources over(under) Exp & Oth F	13,242,826.00	15,811,314.18	2,568,488.18	13,242,826.00	15,811,314.18	2,568,488.18
07.010 Cash Balance-July1 -Excluding Proposed Renew/Replace & New	0.00	31,457,146.21	31,457,146.21	0.00	31,457,146.21	31,457,146.21
07.020 Cash Balance June 30	13,242,826.00	47,268,460.39	34,025,634.39	13,242,826.00	47,268,460.39	34,025,634.39
08.010 Estimated Encumbrances June 30	0.00	12,329,036.88	12,329,036.88	0.00	12,329,036.88	12,329,036.88

Willoughby-Eastlake City School District  
Revenue vs Estimate Report  
For The Month Ended July 31, 2023

SM-2 LINE #	RECEIPT CODE	REVENUE SOURCE	1/12	8.33%	% OF
			FISCAL YR 2024 ESTIMATE	FYTD ACTUAL	FISCAL YR 2024 ESTIMATE
<b>Revenues:</b>					
1.010	1111	General Property Tax (Real Estate)	\$ 68,942,737	\$ 23,000,000	33.36%
1.020	1122	Public Utility Tangible Tax	\$ 8,249,899	\$ -	0.00%
			\$ 8,249,899	\$ -	0.00%
1.035	3110	State Foundation	\$ 16,155,631	\$ 1,345,095	8.33%
1.035	3190	Other Unrestricted Grants-In-Aid Casino	466,552	-	0.00%
			\$ 16,622,183	\$ 1,345,095	8.09%
1.040	3211	Economic Disadvantaged Funding	\$ 401,596	\$ 33,036	8.23%
1.040	3215	Career Technical Education Funding	164,348	13,704	8.34%
1.040	3216	Gifted Education Funding	253,604	21,143	8.34%
1.040	3217	English Learner Funding	25,332	2,091	8.26%
1.040	3218	Student Wellness and Success Funding	485,994	40,478	8.33%
			\$ 1,330,874	\$ 110,453	8.30%
1.050	3131	12.5% Homestead and Rollback	\$ 6,474,899	\$ -	0.00%
1.050	3132	Homestead Exemption	1,555,001	-	0.00%
1.050	3135	State Reimbursement for TPP Tax Loss	-	-	0.00%
			\$ 8,029,900	\$ -	0.00%
1.060	1221	Tuition Regular School-Other Districts	\$ 350,000	\$ 5,736	1.64%
1.060	1223	Tuition, Other Districts-Special Education	50,000	16,604	33.21%
1.060	1229	Excel TECC Tuition	335,000	-	0.00%
1.060	1290	College Credit Plus	10,000	1,437	14.37%
1.060	1410	Interest on Investments	1,062,500	184,383	17.35%
1.060	1635	Pay-to-Participate Fees	175,000	9,512	5.44%
1.060	1710	Preschool Snack Fees	-	-	0.00%
1.060	1730	Sale of Textbooks	500	-	0.00%
1.060	1740	Class Fees	346,100	3,586	1.04%
1.060	1810	Rental Income	175,000	11,900	6.80%
1.060	1820	Donations	25,000	-	0.00%
1.060	1832	Services Provided to Mayfield	5,670	-	0.00%
1.060	1840	School Latch Key	150,000	3,550	2.37%

Willoughby-Eastlake City School District  
 Revenue vs Estimate Report  
 For The Month Ended July 31, 2023

			1/12	8.33%	% OF
SM-2	RECEIPT		FISCAL YR	FYTD	FISCAL YR
LINE #	CODE	REVENUE SOURCE	2024 ESTIMATE	ACTUAL	2024 ESTIMATE

**Line 1.060 Continued**

1.060	1860	Fines-lost/replaced/damaged Books	\$ 4,000	\$ 59	1.49%
1.060	1880	Compensation for Prop. Tax Exemption	275,000	-	0.00%
1.060	1890	Other Revenue & Miscellaneous	400,000	23,600	5.90%
			\$ 3,363,770	\$ 260,368	7.74%

	<b>Total Revenue</b>	<b>\$ 106,539,363</b>	<b>\$ 24,715,915</b>	<b>23.20%</b>
--	----------------------	-----------------------	----------------------	---------------

**Other Financing Sources:**

2.040	5100	Transfers In	\$ 15,000	\$ -	0.00%
2.050	5220	Advances In	3,842,800	-	0.00%
2.060	5300	Refund of Prior Year Expenditure	100,000	35,742	35.74%
2.060	1931	Sale of Real Property	-	-	0.00%
2.060	1933	Sale of Personal Property	10,000	-	0.00%
2.060	1934	Insurance Proceeds	20,000	-	0.00%

	<b>Total Other Financing Sources</b>	<b>\$ 3,987,800</b>	<b>\$ 35,742</b>	<b>0.90%</b>
--	--------------------------------------	---------------------	------------------	--------------

	<b>Total Revenue and Other Financing Sources</b>	<b>\$ 110,527,163</b>	<b>\$ 24,751,657</b>	<b>22.39%</b>
--	--	-----------------------	----------------------	---------------

Willoughby-Eastlake City School District  
Expenditure vs Appropriation Report  
For The Month Ended July 31, 2023

SM-2 LINE #	EXPENDITURES	PERMANENT APPROPRIATION FISCAL YR 2024	8.33% FYTD 2024 ACTUAL	% OF PERMANENT APPROPRIATIONS FISCAL YR 2024
111	Certified Employees Salary	\$ 44,261,173	\$ 3,521,578	7.96%
112	Sub Teachers	1,217,155	5,426	0.45%
113	Extra Duty/Supplemental Teachers	827,104	52,379	6.33%
119	Other Certified - Meetings, Events, etc.	281,407	19,433	6.91%
139	Other Salary - Certified	52,925	417	0.79%
141	Classified Support Employees	10,900,365	751,059	6.89%
142	Sub Employees	239,037	11,130	4.66%
143	Extra Duty/Supplemental Classified	422,309	2,200	0.52%
144	Overtime	138,398	2,675	1.93%
149	Additional Hours	61,651	3,498	5.67%
171	Board Members	13,650	-	0.00%
<b>3.010</b>	<b>SALARIES &amp; WAGES</b>	<b>\$ 58,415,174</b>	<b>\$ 4,369,795</b>	<b>7.48%</b>
211	STRS Retirement	\$ 8,022,762	\$ 577,852	7.20%
213	Medicare Tax Payments	894,329	67,818	7.58%
221	SERS Retirement	2,101,756	135,164	6.43%
222	SERS Retirement Pick-Up	58,450	4,658	7.97%
223	Social Security	300	-	0.00%
231	Tuition Reimbursement	5,000	-	0.00%
232	Uniform, Tools and Equipment Reimb.	63,167	3,302	5.23%
239	Insurance Waiver	328,304	23,334	7.11%
241	Medical Insurance - Certified	8,499,957	698,611	8.22%
242	Life Insurance - Certified	93,202	6,609	7.09%
251	Medical Insurance - Classified	2,226,733	172,579	7.75%
252	Life Insurance - Classified	20,737	1,470	7.09%
260	Workers Compensation	250,000	-	0.00%
270	Deferred Compensation	42,072	-	0.00%
281	Unemployment Compensation	30,000	-	0.00%
291	Other Benefits	869	-	0.00%
<b>3.020</b>	<b>FRINGES</b>	<b>\$ 22,637,639</b>	<b>\$ 1,691,396</b>	<b>7.47%</b>
411	Instructional Services	\$ 250,000	\$ -	0.00%
412	Instructional Improvement Services	67,500	-	0.00%
413	Health Services	317,600	-	0.00%
414	Staff Services	43,300	-	0.00%
415	Management Services	232,800	23,380	10.04%
416	Data Processing	215,000	-	0.00%
417	Statistical Services	20,000	3,245	16.23%
418	Professional/Legal Services	355,000	19,231	5.42%
419	Other Professional Services	126,900	2,676	2.11%

Willoughby-Eastlake City School District  
Expenditure vs Appropriation Report  
For The Month Ended July 31, 2023

SM-2 LINE #	EXPENDITURES	PERMANENT APPROPRIATION FISCAL YR 2024	8.33% FYTD 2024 ACTUAL	% OF PERMANENT APPROPRIATIONS FISCAL YR 2024
<b>400'S CONTINUED</b>				
422	Garbage Removal & Cleaning	\$ 90,000	\$ 4,306	4.78%
423	Repairs	503,540	231,482	45.97%
425	Rental Contracts/Agreements	50,400	347	0.69%
426	Copier Lease	75,000	6,104	8.14%
429	Other Property Services	647,500	28,078	4.34%
439	Professional Meetings/Travel	84,100	4,174	4.96%
441	Telephones	59,950	2,608	4.35%
443	Postage	36,400	-	0.00%
444	Postage Machine Rental	3,500	-	0.00%
446	Advertising	1,500	-	0.00%
447	Internet Access Service	155,040	677	0.44%
449	Other Services	7,000	-	0.00%
451	Electric	1,400,000	49,696	3.55%
452	Water/Sewage	120,000	-	0.00%
453	Gas Heat	400,000	8,981	2.25%
461	Printing	63,100	3,674	5.82%
469	Other Trade Services	78,320	-	0.00%
471	Tuition - Other Districts Regular	1,180,000	(7)	0.00%
473	Tuition - Private Facility	15,000	-	0.00%
474	Tuition - Excess Costs	60,000	-	0.00%
475	Special Education Tuition - Other Dist.	1,205,000	431	0.04%
477	Open Enrollment Transfers/Adjustments	-	-	0.00%
478	Community School Payments	-	-	0.00%
479	Other Tuition - Post Secondary	2,126,000	129,663	6.10%
482	ESC Transportation	-	-	0.00%
483	Transportation Service	8,098,000	41,056	0.51%
484	Payment in Lieu of Transportation	78,000	-	0.00%
485	Transportation - Enrichment	996,480	18,135	1.82%
486	Transportation - Extracurricular	249,000	-	0.00%
499	Other Purchased Services	122,500	-	0.00%
<b>3.030</b>	<b>PURCHASED SERVICES</b>	<b>\$ 19,533,430</b>	<b>\$ 577,934</b>	<b>2.96%</b>
511	Instructional-Materials/Supplies	\$ 296,140	\$ 6,066	2.05%
512	Office-Materials/Supplies	85,303	1,909	2.24%
514	Health & Hygiene Supplies	22,850	-	0.00%
516	Software Materials	770,580	329,523	42.76%
517	Computer Supplies	128,320	3,542	2.76%
519	Other Supplies	2,000	-	0.00%



Willoughby-Eastlake City School District  
Expenditure vs Appropriation Report  
For The Month Ended July 31, 2023

SM-2 LINE #	EXPENDITURES	PERMANENT APPROPRIATION FISCAL YR 2024	8.33% FYTD 2024 ACTUAL	% OF PERMANENT APPROPRIATIONS FISCAL YR 2024
<b>500'S CONTINUED</b>				
	521 Textbooks	\$ 5,000	\$ 59	1.18%
	523 Textbook Rebinding	-	-	0.00%
	525 Online Materials	1,500	-	0.00%
	526 College Credit Plus Textbooks	63,000	1,127	1.79%
	531 Library Books	9,200	-	0.00%
	541 Newspapers	-	-	0.00%
	542 Periodicals	450	-	0.00%
	546 Digital Subscriptions	6,755	627	9.28%
	551 Supplies for Resale	593,295	3,827	0.65%
	552 Workbooks for Resale	-	-	0.00%
	569 Other - Food Expense	25,800	-	0.00%
	571 Grounds - Supplies	45,000	-	0.00%
	572 Maintenance - Supplies	282,860	7,585	2.68%
	573 Custodial - Supplies	37,000	388	1.05%
	581 Vehicle Supplies	15,000	978	6.52%
	582 Gasoline	652,300	-	0.00%
	590 Other Supplies & Materials	143,240	8,102	5.66%
<b>3.040</b>	<b>SUPPLIES, MATERIALS &amp; TEXTS</b>	<b>\$ 3,185,593</b>	<b>\$ 363,734</b>	<b>11.42%</b>
	630 Site Improvements	\$ -	\$ -	0.00%
	644 Technical Equipment	129,000	373	0.29%
	645 Capitalized Equipment	74,880	-	0.00%
	650 Vehicles	-	-	0.00%
<b>3.050</b>	<b>TOTAL CAPITAL OUTLAY</b>	<b>\$ 203,880</b>	<b>\$ 373</b>	<b>0.18%</b>
<b>4.055</b>	811 Serial Bonds - Principal	\$ 91,000	\$ -	0.00%
<b>4.055</b>	812 Short Term Notes - Principal	390,500	-	0.00%
<b>4.050</b>	814 Loans for Energy Conservation - Principal	570,000	-	0.00%
	<b>PRINCIPAL PAYMENTS</b>	<b>\$ 1,051,500</b>	<b>\$ -</b>	<b>0.00%</b>
	821 Serial Bonds - Interest	\$ 12,450	\$ -	0.00%
	822 Short Term Notes - Interest	407,540	-	0.00%
	824 Loans for Energy Conservation - Interest	90,975	-	0.00%
<b>4.060</b>	<b>INTEREST PAYMENTS</b>	<b>\$ 510,965</b>	<b>\$ -</b>	<b>0.00%</b>
	839 Other Debt Service Payments	\$ -	\$ -	0.00%
	841 Membership Fees	27,800	2,860	10.29%
	842 Shipping & Freight Charges	24,600	-	0.00%

Willoughby-Eastlake City School District  
Expenditure vs Appropriation Report  
For The Month Ended July 31, 2023

SM-2 LINE #	EXPENDITURES	PERMANENT APPROPRIATION FISCAL YR 2024	8.33% FYTD 2024 ACTUAL	% OF PERMANENT APPROPRIATIONS FISCAL YR 2024
<b>800'S CONTINUED</b>				
	843 Charges for Audit Exams	\$ 60,000	\$ -	0.00%
	844 ESC Per Pupil Deduction	46,000	3,832	8.33%
	845 Property Tax Collection Fees	950,000	31,346	3.30%
	846 Election Expenses	-	-	0.00%
	847 Delinquent Land Taxes	170,000	-	0.00%
	848 Bank Charges	50,150	4,589	9.15%
	849 Other Dues & Fees	53,800	3,475	6.46%
	851 Liability Insurance	492,300	139,685	28.37%
	882 Awards/Prizes for Competition	-	-	0.00%
	889 Other Awards and Prizes	3,640	-	0.00%
	899 Miscellaneous	-	-	0.00%
<b>4.300</b>	<b>OTHER EXPENSES</b>	<b>\$ 1,878,290</b>	<b>\$ 185,787</b>	<b>9.89%</b>
<b>5.010</b>	911 Transfers	\$ 1,800,000	1,751,325	97.30%
<b>5.020</b>	921 Advances	500,000	-	0.00%
<b>5.030</b>	930 Refund of Prior Year Receipts	-	-	0.00%
	<b>TRANSFERS &amp; ADVANCES</b>	<b>\$ 2,300,000</b>	<b>\$ 1,751,325</b>	<b>76.14%</b>
<b>5.050</b>	<b>TOTAL EXPENDITURES</b>	<b>\$ 109,716,470</b>	<b>\$ 8,940,344</b>	<b>8.15%</b>

Start Date: 07/01/2023

End Date: 07/31/2023

## Willoughby-Eastlake City BOE Disbursement Summary Report

Reference Number	Check Number	Date	Type	Status	Name	Amount	Reconcile Date	Void Date
66474	0	7/5/2023	ACCOUNTS_PAYABLE VOID		POSTAGE	\$ 78.84		7/5/2023
66628	0	7/21/2023	PAYROLL	RECONCILED	Willoughby-Eastlake City	2,240.12	7/31/2023	
66520	654502	7/6/2023	ACCOUNTS_PAYABLE	RECONCILED	TSA CONSULTING GROUP INC	208.34	7/31/2023	
66522	654503	7/13/2023	REFUND	RECONCILED	WELLS, MCKENNA	772.08	7/31/2023	
66539	654504	7/14/2023	ACCOUNTS_PAYABLE	RECONCILED	AIR FORCE ONE INC	3,245.00	7/31/2023	
66556	654505	7/14/2023	ACCOUNTS_PAYABLE	RECONCILED	ALMUR CONSTRUCTION INC	9,831.40	7/31/2023	
66529	654506	7/14/2023	ACCOUNTS_PAYABLE	RECONCILED	AMAZON CAPITAL SERVICES, INC	929.18	7/31/2023	
66528	654507	7/14/2023	ACCOUNTS_PAYABLE	RECONCILED	APPLE COMPUTER INC	897.00	7/31/2023	
66523	654508	7/14/2023	ACCOUNTS_PAYABLE	OUTSTANDING	AUTOZONE STORES LLC	764.81		
66543	654509	7/14/2023	ACCOUNTS_PAYABLE	RECONCILED	CINTAS CORPORATION	105.67	7/31/2023	
66549	654510	7/14/2023	ACCOUNTS_PAYABLE	OUTSTANDING	CLEVELAND STATE UNIV	3,000.00		
66554	654511	7/14/2023	ACCOUNTS_PAYABLE	RECONCILED	DCW GROUP	10,000.00	7/31/2023	
66551	654512	7/14/2023	ACCOUNTS_PAYABLE	RECONCILED	DRAMATIC PUBLISHING COMPANY	673.35	7/31/2023	
66540	654513	7/14/2023	ACCOUNTS_PAYABLE	RECONCILED	EASTLAKE POLICE DEPT	1,500.00	7/31/2023	
66536	654514	7/14/2023	ACCOUNTS_PAYABLE	RECONCILED	EMS LINQ INC	6,120.00	7/31/2023	
66538	654515	7/14/2023	ACCOUNTS_PAYABLE	RECONCILED	EQUALLEVEL INC	6,090.00	7/31/2023	
66557	654516	7/14/2023	ACCOUNTS_PAYABLE	RECONCILED	GENERATION GENIUS INC	4,293.00	7/31/2023	
66558	654517	7/14/2023	ACCOUNTS_PAYABLE	RECONCILED	KELLER, LAWRENCE	1,379.07	7/31/2023	
66533	654518	7/14/2023	ACCOUNTS_PAYABLE	RECONCILED	KONE	5,369.96	7/31/2023	
66531	654519	7/14/2023	ACCOUNTS_PAYABLE	RECONCILED	LAKE COUNTY TREASURER	31,981.46	7/31/2023	
66541	654520	7/14/2023	ACCOUNTS_PAYABLE	RECONCILED	LOVE INSURANCE AGENCY	139,685.00	7/31/2023	
66527	654521	7/14/2023	ACCOUNTS_PAYABLE	RECONCILED	MARCIA BRENNER ASSOCIATES LLC	3,203.50	7/31/2023	
66547	654522	7/14/2023	ACCOUNTS_PAYABLE	RECONCILED	MARS ELECTRIC COMPANY	2,908.80	7/31/2023	
66544	654523	7/14/2023	ACCOUNTS_PAYABLE	RECONCILED	MICHIGAN HEALTH COUNCIL	150.00	7/31/2023	
66530	654524	7/14/2023	ACCOUNTS_PAYABLE	RECONCILED	MYERS, NICOLE	203.05	7/31/2023	
66537	654525	7/14/2023	ACCOUNTS_PAYABLE	OUTSTANDING	NOTABLE INC	18,360.00		
66542	654526	7/14/2023	ACCOUNTS_PAYABLE	RECONCILED	ODP BUSINESS SOLUTIONS LLC	37.95	7/31/2023	

Start Date: 07/01/2023

End Date: 07/31/2023

## Willoughby-Eastlake City BOE Disbursement Summary Report

Reference Number	Check Number	Date	Type	Status	Name	Amount	Reconcile Date	Void Date
66555	654527	7/14/2023	ACCOUNTS_PAYABLE RECONCILED		OHIO BUREAU OF CRIMINAL IDENTIFICATION	\$ 1,394.00	7/31/2023	
66532	654528	7/14/2023	ACCOUNTS_PAYABLE RECONCILED		OHIO SCHOOLS COUNCIL	5,614.00	7/31/2023	
66535	654529	7/14/2023	ACCOUNTS_PAYABLE RECONCILED		PETERS KALAIL & MARKAKIS CO L.P.A	1,614.00	7/31/2023	
66526	654530	7/14/2023	ACCOUNTS_PAYABLE OUTSTANDING		PLANT MAGIC FLORIST	87.00		
66559	654531	7/14/2023	ACCOUNTS_PAYABLE RECONCILED		POKLAR, LLC	12,700.00	7/31/2023	
66553	654532	7/14/2023	ACCOUNTS_PAYABLE RECONCILED		POPULI, INC	472.00	7/31/2023	
66548	654533	7/14/2023	ACCOUNTS_PAYABLE RECONCILED		RITTENHOUSE BOOK DISTRIBUTORS	260.59	7/31/2023	
66545	654534	7/14/2023	ACCOUNTS_PAYABLE RECONCILED		RIVERSIDE INSIGHTS	1,303.94	7/31/2023	
66546	654535	7/14/2023	ACCOUNTS_PAYABLE RECONCILED		RLEWIS CONSULTING LLC	2,829.00	7/31/2023	
66524	654536	7/14/2023	ACCOUNTS_PAYABLE RECONCILED		SCHULTZ UPHOLSTERY	3,091.50	7/31/2023	
66525	654537	7/14/2023	ACCOUNTS_PAYABLE RECONCILED		STAPLES	191.74	7/31/2023	
66534	654538	7/14/2023	ACCOUNTS_PAYABLE RECONCILED		T-MOBILE	676.67	7/31/2023	
66560	654539	7/14/2023	ACCOUNTS_PAYABLE RECONCILED		TANNER JR, RALPH E	144.10	7/31/2023	
66550	654540	7/14/2023	ACCOUNTS_PAYABLE RECONCILED		TITAN ASPHALT & PAVING INC	17,408.00	7/31/2023	
66552	654541	7/14/2023	ACCOUNTS_PAYABLE RECONCILED		WASTE MANAGEMENT	145.49	7/31/2023	
66561	654542	7/21/2023	REFUND	RECONCILED	MEINHARDT, DAKOTA K	125.00	7/31/2023	
66562	654543	7/21/2023	REFUND	RECONCILED	B.K. ELECTRIC CO INC	36,125.00	7/31/2023	
66593	654544	7/21/2023	ACCOUNTS_PAYABLE RECONCILED		ADVANCED GAS & WELDING	141.12	7/31/2023	
66602	654545	7/21/2023	ACCOUNTS_PAYABLE RECONCILED		AIR FORCE ONE INC	2,634.10	7/31/2023	
66584	654546	7/21/2023	ACCOUNTS_PAYABLE RECONCILED		ALMUR CONSTRUCTION INC	6,331.60	7/31/2023	
66566	654547	7/21/2023	ACCOUNTS_PAYABLE RECONCILED		AMAZON CAPITAL SERVICES, INC	1,635.52	7/31/2023	
66596	654548	7/21/2023	ACCOUNTS_PAYABLE OUTSTANDING		AUTOZONE STORES LLC	133.66		
66604	654549	7/21/2023	ACCOUNTS_PAYABLE RECONCILED		B.K. ELECTRIC CO INC	4,278.00	7/31/2023	
66592	654550	7/21/2023	ACCOUNTS_PAYABLE RECONCILED		BANK OF AMERICA LOCKBOX SVCS	22,778.10	7/31/2023	
66619	654551	7/21/2023	ACCOUNTS_PAYABLE OUTSTANDING		BELL, TARYN	4,000.00		
66622	654552	7/21/2023	ACCOUNTS_PAYABLE RECONCILED		BIOMETRIC INFORMATION	800.00	7/31/2023	

## Willoughby-Eastlake City BOE Disbursement Summary Report

Reference Number	Check Number	Date	Type	Status	Name	Amount	Reconcile Date	Void Date
					MGMT			
66578	654553	7/21/2023	ACCOUNTS_PAYABLE RECONCILED		CASTLE ROOFING	\$ 9,500.00	7/31/2023	
66595	654554	7/21/2023	ACCOUNTS_PAYABLE RECONCILED		CDW GOVERNMENT	6,201.04	7/31/2023	
66599	654555	7/21/2023	ACCOUNTS_PAYABLE RECONCILED		CINTAS CORPORATION	99.73	7/31/2023	
66625	654556	7/21/2023	ACCOUNTS_PAYABLE OUTSTANDING		DAVIS DEMOGRAPHICS & PLANNING INC	1,995.00		
66597	654557	7/21/2023	ACCOUNTS_PAYABLE RECONCILED		DELTAMATH SOLUTIONS INC	7,560.00	7/31/2023	
66567	654558	7/21/2023	ACCOUNTS_PAYABLE RECONCILED		DOMINION ENERGY OHIO	1,216.13	7/31/2023	
66570	654559	7/21/2023	ACCOUNTS_PAYABLE RECONCILED		DOMINION ENERGY OHIO	1,025.81	7/31/2023	
66591	654560	7/21/2023	ACCOUNTS_PAYABLE RECONCILED		EDMENTUM	93,054.50	7/31/2023	
66613	654561	7/21/2023	ACCOUNTS_PAYABLE RECONCILED		EGOLDFAX DBA	239.96	7/31/2023	
66603	654562	7/21/2023	ACCOUNTS_PAYABLE RECONCILED		FRIEDMAN AUTOMOTIVE SERVICES INC	169.44	7/31/2023	
66571	654563	7/21/2023	ACCOUNTS_PAYABLE RECONCILED		FRONTLINE TECHNOLOGIES GROUP LLC	19,619.37	7/31/2023	
66614	654564	7/21/2023	ACCOUNTS_PAYABLE RECONCILED		FUSION CLOUD SERVICES LLC	618.49	7/31/2023	
66589	654565	7/21/2023	ACCOUNTS_PAYABLE RECONCILED		GAMETIME	58,973.67	7/31/2023	
66617	654566	7/21/2023	ACCOUNTS_PAYABLE RECONCILED		GOODMAN DISTRIBUTION INC	340.00	7/31/2023	
66572	654567	7/21/2023	ACCOUNTS_PAYABLE RECONCILED		GRAINGER, INC.	85.16	7/31/2023	
66575	654568	7/21/2023	ACCOUNTS_PAYABLE RECONCILED		GRIFFIN SPORTS EQUIPMENT	225.00	7/31/2023	
66621	654569	7/21/2023	ACCOUNTS_PAYABLE RECONCILED		HINER, DAVID	149.08	7/31/2023	
66565	654570	7/21/2023	ACCOUNTS_PAYABLE OUTSTANDING		HLADKY, DREW	305.23		
66587	654571	7/21/2023	ACCOUNTS_PAYABLE RECONCILED		ILLUMINATE EDUCATION INC	94,635.66	7/31/2023	
66601	654572	7/21/2023	ACCOUNTS_PAYABLE RECONCILED		INCIDENT IQ LLC	18,447.23	7/31/2023	
66608	654573	7/21/2023	ACCOUNTS_PAYABLE RECONCILED		INTER-STATE STUDIO & PUB, CO	40.00	7/31/2023	
66585	654574	7/21/2023	ACCOUNTS_PAYABLE RECONCILED		LAKE COUNTY YMCA	14,027.18	7/31/2023	
66624	654575	7/21/2023	ACCOUNTS_PAYABLE RECONCILED		LAKELAND COMMUNITY COLLEGE	1,127.00	7/31/2023	
66616	654576	7/21/2023	ACCOUNTS_PAYABLE RECONCILED		MCGRAW-HILL LLC	16,627.14	7/31/2023	
66579	654577	7/21/2023	ACCOUNTS_PAYABLE RECONCILED		MORPHEME MAGIC	2,681.25	7/31/2023	
66611	654578	7/21/2023	ACCOUNTS_PAYABLE RECONCILED		NEONET	19,125.00	7/31/2023	
66573	654579	7/21/2023	ACCOUNTS_PAYABLE OUTSTANDING		NETWORK BILLING	2,367.86		

## Willoughby-Eastlake City BOE Disbursement Summary Report

Reference Number	Check Number	Date	Type	Status	Name	Amount	Reconcile Date	Void Date
66568	654580	7/21/2023	ACCOUNTS_PAYABLE RECONCILED		SYSTEMS LLC			
					NICHOLS PAPER & SUPPLY CO	\$ 56.78	7/31/2023	
66626	654581	7/21/2023	ACCOUNTS_PAYABLE OUTSTANDING		NWEA	4,050.00		
66610	654582	7/21/2023	ACCOUNTS_PAYABLE RECONCILED		OHIO ASSOCIATION OF SCHOOL BUSINESS OFFICIALS	1,808.00	7/31/2023	
66615	654583	7/21/2023	ACCOUNTS_PAYABLE RECONCILED		OHIO BUREAU OF CRIMINAL IDENTIFICATION	2,676.00	7/31/2023	
66606	654584	7/21/2023	ACCOUNTS_PAYABLE RECONCILED		OHIO SCHOOLS COUNCIL	1,452.08	7/31/2023	
66607	654585	7/21/2023	ACCOUNTS_PAYABLE RECONCILED		PAYSCHOOLS	12,467.00	7/31/2023	
66577	654586	7/21/2023	ACCOUNTS_PAYABLE RECONCILED		PETERS KALAIL & MARKAKIS CO L.P.A	11,628.50	7/31/2023	
66620	654587	7/21/2023	ACCOUNTS_PAYABLE RECONCILED		POKLAR, LLC	7,300.00	7/31/2023	
66580	654588	7/21/2023	ACCOUNTS_PAYABLE RECONCILED		POST PRINTING CO	3,673.58	7/31/2023	
66598	654589	7/21/2023	ACCOUNTS_PAYABLE RECONCILED		POWERSCHOOL GROUP LLC	18,659.50	7/31/2023	
66600	654590	7/21/2023	ACCOUNTS_PAYABLE RECONCILED		RAPTOR TECHNOLOGIES LLC	12,550.00	7/31/2023	
66623	654591	7/21/2023	ACCOUNTS_PAYABLE RECONCILED		RIDDELL/ALL AMERICAN SP CORP	7,802.24	7/31/2023	
66612	654592	7/21/2023	ACCOUNTS_PAYABLE RECONCILED		SANTEE LOCKS & MORE LLC	115.95	7/31/2023	
66618	654593	7/21/2023	ACCOUNTS_PAYABLE RECONCILED		SHRED-IT	421.68	7/31/2023	
66588	654594	7/21/2023	ACCOUNTS_PAYABLE RECONCILED		SOLO BOARD OF EDUCATION	300.00	7/31/2023	
66576	654595	7/21/2023	ACCOUNTS_PAYABLE RECONCILED		STAPLES	119.89	7/31/2023	
66569	654596	7/21/2023	ACCOUNTS_PAYABLE OUTSTANDING		STUDENT PROVISIONING SERVICES	26,744.16		
66605	654597	7/21/2023	ACCOUNTS_PAYABLE RECONCILED		SURFACE ENGINEERING	57,123.00	7/31/2023	
66586	654598	7/21/2023	ACCOUNTS_PAYABLE RECONCILED		TITAN ASPHALT & PAVING INC	75,112.00	7/31/2023	
66583	654599	7/21/2023	ACCOUNTS_PAYABLE RECONCILED		TSA CONSULTING GROUP INC	208.34	7/31/2023	
66590	654600	7/21/2023	ACCOUNTS_PAYABLE RECONCILED		UNITED STATES TREASURY	3,110.05	7/31/2023	
66574	654601	7/21/2023	ACCOUNTS_PAYABLE RECONCILED		VENTRIS LEARNING LLC	8,277.50	7/31/2023	
66582	654602	7/21/2023	ACCOUNTS_PAYABLE RECONCILED		W.B. MASON CO	123.97	7/31/2023	
66581	654603	7/21/2023	ACCOUNTS_PAYABLE RECONCILED		WASTE MANAGEMENT	4,160.46	7/31/2023	

Start Date: 07/01/2023

End Date: 07/31/2023

## Willoughby-Eastlake City BOE Disbursement Summary Report

Reference Number	Check Number	Date	Type	Status	Name	Amount	Reconcile Date	Void Date
66609	654604	7/21/2023	ACCOUNTS_PAYABLE RECONCILED		WILLO TRANSPORTATION	\$ 18,134.55	7/31/2023	
66594	654605	7/21/2023	ACCOUNTS_PAYABLE RECONCILED		WILLOUGHBY GENERAL STORE	300.00	7/31/2023	
66650	654606	7/28/2023	ACCOUNTS_PAYABLE OUTSTANDING		ADLER TEAM SPORTS	3,200.00		
66645	654607	7/28/2023	ACCOUNTS_PAYABLE RECONCILED		ALL LIFT SERVICE CO INC	381.25	7/31/2023	
66642	654608	7/28/2023	ACCOUNTS_PAYABLE OUTSTANDING		ALLHEARTS LLC	8,050.21		
66630	654609	7/28/2023	ACCOUNTS_PAYABLE OUTSTANDING		AMAZON CAPITAL SERVICES, INC	10,530.70		
66657	654610	7/28/2023	ACCOUNTS_PAYABLE OUTSTANDING		BANK OF AMERICA LOCKBOX SVCS	18,277.47		
66634	654611	7/28/2023	ACCOUNTS_PAYABLE OUTSTANDING		CABLESANDKITS.CO M	1,310.43		
66655	654612	7/28/2023	ACCOUNTS_PAYABLE OUTSTANDING		CDW GOVERNMENT	284.00		
66643	654613	7/28/2023	ACCOUNTS_PAYABLE RECONCILED		CIRO'S SEWER CLEANING INC	11,707.00	7/31/2023	
66644	654614	7/28/2023	ACCOUNTS_PAYABLE OUTSTANDING		CONVERGED NETWORKS LLC	11,270.00		
66639	654615	7/28/2023	ACCOUNTS_PAYABLE RECONCILED		CPI	6,798.40	7/31/2023	
66656	654616	7/28/2023	ACCOUNTS_PAYABLE OUTSTANDING		DE LAGE LANDEN FINANCIAL	6,104.00		
66631	654617	7/28/2023	ACCOUNTS_PAYABLE OUTSTANDING		DIRECT ENERGY BUSINESS MKT LLC	3,392.39		
66638	654618	7/28/2023	ACCOUNTS_PAYABLE OUTSTANDING		DOMINION ENERGY OHIO	4,093.66		
66629	654619	7/28/2023	ACCOUNTS_PAYABLE RECONCILED		GENE PTACEK & SON FIRE EQUIP	2,370.90	7/31/2023	
66652	654620	7/28/2023	ACCOUNTS_PAYABLE OUTSTANDING		GUARDIAN	16,156.55		
66640	654621	7/28/2023	ACCOUNTS_PAYABLE RECONCILED		ILLUMINATING CO	57,663.18	7/31/2023	
66632	654622	7/28/2023	ACCOUNTS_PAYABLE OUTSTANDING		JC TACTICAL LLC	595.00		
66636	654623	7/28/2023	ACCOUNTS_PAYABLE RECONCILED		JOSTEN'S	119.39	7/31/2023	
66651	654624	7/28/2023	ACCOUNTS_PAYABLE OUTSTANDING		KASSERMAN, STANLEY	300.00		
66633	654625	7/28/2023	ACCOUNTS_PAYABLE OUTSTANDING		LAKETEC COMMUNICATIONS INC	75,202.00		
66658	654626	7/28/2023	ACCOUNTS_PAYABLE OUTSTANDING		MORPHEME MAGIC	200.00		
66659	654627	7/28/2023	ACCOUNTS_PAYABLE OUTSTANDING		OVERDRIVE INC	627.09		
66654	654628	7/28/2023	ACCOUNTS_PAYABLE RECONCILED		POKLAR, LLC	7,000.00	7/31/2023	
66653	654629	7/28/2023	ACCOUNTS_PAYABLE RECONCILED		PROJECT LEAD THE WAY INC	12,394.75	7/31/2023	
66649	654630	7/28/2023	ACCOUNTS_PAYABLE OUTSTANDING		REFRIGERATION SALES CORP	816.89		

Start Date: 07/01/2023

End Date: 07/31/2023

## Willoughby-Eastlake City BOE Disbursement Summary Report

Reference Number	Check Number	Date	Type	Status	Name	Amount	Reconcile Date	Void Date
66647	654631	7/28/2023	ACCOUNTS_PAYABLE	OUTSTANDING	REILLY, DENNIS	\$ 2,500.00		
66646	654632	7/28/2023	ACCOUNTS_PAYABLE	RECONCILED	SHANNON FENCE LTD	5,400.00	7/31/2023	
66648	654633	7/28/2023	ACCOUNTS_PAYABLE	OUTSTANDING	TITAN ASPHALT & PAVING INC	30,450.00		
66637	654634	7/28/2023	ACCOUNTS_PAYABLE	RECONCILED	W.B. MASON CO	48.00	7/31/2023	
66635	654635	7/28/2023	ACCOUNTS_PAYABLE	RECONCILED	WOLTERS KLUWER HEALTH INC	11,073.04	7/31/2023	
66641	654636	7/28/2023	ACCOUNTS_PAYABLE	RECONCILED	XTEK PARTNERS INC	408.00	7/31/2023	
66563	942527	7/20/2023	ACCOUNTS_PAYABLE	RECONCILED	STRS	54,820.05	7/31/2023	
66564	942528	7/20/2023	ACCOUNTS_PAYABLE	RECONCILED	SCHOOL EMPLOYEES RETIREMENT SYS	4,657.55	7/31/2023	
66667	942531	7/31/2023	ACCOUNTS_PAYABLE	RECONCILED	MEDICAL MUTUAL OF OHIO	418.02	7/31/2023	
66666	942532	7/31/2023	ACCOUNTS_PAYABLE	RECONCILED	UNITEDHEALTHCARE INSURANCE COMPANY	951,773.50	7/31/2023	
66665	942533	7/31/2023	ACCOUNTS_PAYABLE	RECONCILED	GUARDIAN	35,224.28	7/31/2023	
66668	942534	7/31/2023	ACCOUNTS_PAYABLE	RECONCILED	PNC BANK	3,713.88	7/31/2023	
66663	942535	7/31/2023	ACCOUNTS_PAYABLE	RECONCILED	NEO	10,566.12	7/31/2023	
66662	942537	7/31/2023	ACCOUNTS_PAYABLE	RECONCILED	STRS	574,414.00	7/31/2023	
66661	942538	7/31/2023	ACCOUNTS_PAYABLE	RECONCILED	SERS	148,338.00	7/31/2023	
66664	942540	7/31/2023	ACCOUNTS_PAYABLE	RECONCILED	BANK FEES	4,730.90	7/31/2023	
66660	986519	7/31/2023	ACCOUNTS_PAYABLE	RECONCILED	WILLOUGHBY EASTLAKE INTERNAL	921,771.28	7/31/2023	
66521	999999	7/5/2023	PAYROLL	RECONCILED	Willoughby-Eastlake City	2,399,963.81	7/31/2023	
66627	1000000	7/20/2023	PAYROLL	RECONCILED	Willoughby-Eastlake City	2,448,877.30	7/31/2023	
<b>Grand Total</b>						<b>\$ 8,897,765.86</b>		



## Willoughby-Eastlake City BOE Cash Summary (FINSUMDTR)Report

Fund	SCC	Description	Beginning Balance	MTD Revenues	FYTD Revenues	MTD Expenditures	FYTD Expenditures	Current Available Balance
001	0000	GENERAL FUND	\$ 31,457,146.21	\$ 24,751,657.79	\$ 24,751,657.79	\$ 8,940,343.61	\$ 8,940,343.61	\$ 47,268,460.39
002	0000	Debt Retirement	(970,696.90)	0.00	0.00	0.00	0.00	(970,696.90)
002	9005	Public Library	2,882.75	0.00	0.00	0.00	0.00	2,882.75
002	9999	November Bond Issue	7,303,819.76	1,500,000.00	1,500,000.00	0.00	0.00	8,803,819.76
003	0000	PERMANENT IMPROVEMENT FUND	574,698.30	1,300,253.35	1,300,253.35	0.00	0.00	1,874,951.65
004	9005	COPs Series 2013	2.59	0.00	0.00	0.00	0.00	2.59
004	9008	Ed Pike Lincoln Mercury Dealership	72.66	0.00	0.00	0.00	0.00	72.66
004	9010	Board Office and Garage	1,015,604.83	0.00	0.00	16,978.00	16,978.00	998,626.83
006	0000	Food Service	2,642,692.80	15,284.20	15,284.20	91,535.51	91,535.51	2,566,441.49
007	0000	Jennings CSI Urb 2 Burb	11,959.90	0.00	0.00	0.00	0.00	11,959.90
007	9002	Autism Community	808.66	0.00	0.00	0.00	0.00	808.66
007	9003	Camp Invention	2,160.12	0.00	0.00	235.79	235.79	1,924.33
007	9006	KOSTER SCHOLARSHIP	105,475.01	279.22	279.22	0.00	0.00	105,754.23
007	9007	MMO SCHOLARSHIP	1,000.00	0.00	0.00	0.00	0.00	1,000.00
007	9008	PHONEMIC AWARENESS	241.80	0.00	0.00	0.00	0.00	241.80
007	9009	R. LEWIS FUND	231.62	0.00	0.00	0.00	0.00	231.62
007	9010	RAYNOR SCHOLARSHIP	10,262.32	0.00	0.00	2,500.00	2,500.00	7,762.32
007	9011	SOUTH BERLIN	14,215.69	0.00	0.00	0.00	0.00	14,215.69
007	9013	LAKE TRANSITIONS	66.00	0.00	0.00	0.00	0.00	66.00
007	9014	LONGFELLOW SPECIAL NEEDS	141.03	0.00	0.00	0.00	0.00	141.03
007	9015	UNCLAIMED FUNDS	12,951.27	1,200.43	1,200.43	0.00	0.00	14,151.70
007	9016	Special Education Supplies	156.00	0.00	0.00	0.00	0.00	156.00
007	9017	OASBO Foundation Scholarship-School Bus. Mgmt.	500.00	0.00	0.00	0.00	0.00	500.00
007	9018	Career Explorations Berlin	20.02	0.00	0.00	0.00	0.00	20.02
007	9020	Bridge to Success Berlin	5.20	0.00	0.00	0.00	0.00	5.20
007	9021	NCIW Berlin	1,044.36	0.00	0.00	0.00	0.00	1,044.36
007	9025	NCIW Lozick Foundation	14,771.00	0.00	0.00	0.00	0.00	14,771.00
007	9030	North Class of 1972 Scholarship Fund	1,111.56	0.00	0.00	0.00	0.00	1,111.56
007	9032	Stephen R. Evans Auto Scholarship	500.00	0.00	0.00	500.00	500.00	0.00
007	9035	North Berlin	18,099.34	0.00	0.00	0.00	0.00	18,099.34
007	9040	North High Ohio Arts Council	326.36	0.00	0.00	0.00	0.00	326.36
007	9042	North ConsSci,Music,SciLabsDepts	5.00	0.00	0.00	0.00	0.00	5.00
007	9055	Edison Jennings	0.30	0.00	0.00	0.00	0.00	0.30
007	9060	North Jennings	4.16	0.00	0.00	0.00	0.00	4.16
007	9070	South Jennings	1.00	0.00	0.00	0.00	0.00	1.00
007	9075	South ConsSci,Music,SciLabsDepts	15,000.00	0.00	0.00	0.00	0.00	15,000.00
007	9080	Steven Bennett Memorial Fund	3,528.00	0.00	0.00	0.00	0.00	3,528.00
007	9090	WWMS G.F. Martin Educational Foundation	4,979.99	0.00	0.00	0.00	0.00	4,979.99
007	9100	SOI The NEA Foundation	0.25	0.00	0.00	0.00	0.00	0.25
011	0000	Auto Collision	4,206.85	0.00	0.00	0.00	0.00	4,206.85

## Willoughby-Eastlake City BOE Cash Summary (FINSUMDTR)Report

Fund	SCC	Description	Beginning Balance	MTD Revenues	FYTD Revenues	MTD Expenditures	FYTD Expenditures	Current Available Balance
011	9001	Automotive Technology	\$ 21,846.85	\$ 0.00	\$ 0.00	\$ 0.00	\$ 0.00	\$ 21,846.85
011	9003	Cosmetology	7,258.42	0.00	0.00	0.00	0.00	7,258.42
011	9238	Welding	968.21	0.00	0.00	0.00	0.00	968.21
018	0000	W-E Foundation	(253.74)	0.00	0.00	0.00	0.00	(253.74)
018	9003	Spirit Media	0.01	0.00	0.00	0.00	0.00	0.01
018	9110	Superintendent	27,322.43	65.58	65.58	452.61	452.61	26,935.40
018	9131	Gifted Services	640.13	0.00	0.00	0.00	0.00	640.13
018	9132	Early Literacy Program	933.27	0.00	0.00	0.00	0.00	933.27
018	9133	Bridge to Success	1,539.93	0.00	0.00	0.00	0.00	1,539.93
018	9134	Success Academy	1,947.83	0.00	0.00	0.00	0.00	1,947.83
018	9168	Pre-School	19,639.31	0.00	0.00	0.00	0.00	19,639.31
018	9170	Life Skills	473.40	0.00	0.00	0.00	0.00	473.40
018	9209	North High School Special Ed.	4,048.45	0.00	0.00	0.00	0.00	4,048.45
018	9210	North High School (Main)	13,420.05	1,009.92	1,009.92	0.00	0.00	14,429.97
018	9211	North High School Art	325.83	0.00	0.00	0.00	0.00	325.83
018	9212	North High School English	2,369.72	0.00	0.00	0.00	0.00	2,369.72
018	9213	North High School Foreign Language	2,258.57	0.00	0.00	0.00	0.00	2,258.57
018	9214	North High School Math	400.00	0.00	0.00	0.00	0.00	400.00
018	9215	North High School Science	87.92	0.00	0.00	0.00	0.00	87.92
018	9217	North High Bike Club	409.85	0.00	0.00	0.00	0.00	409.85
018	9218	North High School Spanish	838.04	0.00	0.00	0.00	0.00	838.04
018	9220	South High School (Main)	40,863.26	1,659.76	1,659.76	152.62	152.62	42,370.40
018	9222	The Frank Platzar Memorial Fund	560.00	0.00	0.00	0.00	0.00	560.00
018	9230	NCI (Main)	8,635.55	598.62	598.62	0.00	0.00	9,234.17
018	9235	NCI Career Explorations	1,263.52	0.00	0.00	0.00	0.00	1,263.52
018	9236	NCI Nursing	5,565.22	407.06	407.06	103.19	103.19	5,869.09
018	9241	NCI Employment Assistance	1,536.29	0.00	0.00	0.00	0.00	1,536.29
018	9250	School of Innovation (Main)	20,279.06	17.95	17.95	0.00	0.00	20,297.01
018	9310	Eastlake (Main)	5,366.29	60.68	60.68	40.00	40.00	5,386.97
018	9311	Eastlake Autism	3,789.68	0.00	0.00	0.00	0.00	3,789.68
018	9313	Eastlake Laker Academy	542.97	0.00	0.00	0.00	0.00	542.97
018	9320	Willoughby (Main)	9,353.74	51.38	51.38	0.00	0.00	9,405.12
018	9321	Willoughby Choir	1,229.12	0.00	0.00	0.00	0.00	1,229.12
018	9322	Willoughby Physical Ed.	1,402.68	0.00	0.00	0.00	0.00	1,402.68
018	9324	Willoughby Drama	1,155.31	0.00	0.00	0.00	0.00	1,155.31
018	9325	Willoughby Power of the Pen	167.15	0.00	0.00	0.00	0.00	167.15
018	9326	Willoughby Math	3,543.50	0.00	0.00	0.00	0.00	3,543.50
018	9327	Willoughby PBIS Program	183.83	0.00	0.00	0.00	0.00	183.83
018	9330	Willowick (Main)	8,588.70	0.00	0.00	0.00	0.00	8,588.70
018	9331	Willowick Media Center	5,351.04	0.00	0.00	0.00	0.00	5,351.04
018	9332	Willowick Physical Education	1,928.23	0.00	0.00	0.00	0.00	1,928.23

## Willoughby-Eastlake City BOE Cash Summary (FINSUMDTR)Report

Fund	SCC	Description	Beginning Balance	MTD Revenues	FYTD Revenues	MTD Expenditures	FYTD Expenditures	Current Available Balance
018	9410	Edison (Main)	\$ 8,408.28	\$ 44.44	\$ 44.44	\$ 0.00	\$ 0.00	\$ 8,452.72
018	9420	Grant (Main)	29,136.11	0.00	0.00	0.00	0.00	29,136.11
018	9430	Jefferson (Main)	5,556.98	32.18	32.18	0.00	0.00	5,589.16
018	9440	Longfellow (Main)	38,074.51	36.95	36.95	0.00	0.00	38,111.46
018	9447	Royalview Grade 5	391.31	0.00	0.00	0.00	0.00	391.31
018	9448	Royalview Community Challenge (formerly RV Mayor's Challenge)	1,070.15	0.00	0.00	0.00	0.00	1,070.15
018	9449	Royal Council	3,302.51	0.00	0.00	0.00	0.00	3,302.51
018	9450	Royalview (Main)	8,054.90	77.52	77.52	0.00	0.00	8,132.42
018	9451	Royalview 1st Grade Box Tops	228.66	0.00	0.00	0.00	0.00	228.66
018	9452	Royalview 2nd Grade Box Tops	312.87	0.00	0.00	0.00	0.00	312.87
018	9453	Royalview 3rd Grade Box Tops	637.83	0.00	0.00	0.00	0.00	637.83
018	9454	Royalview 4th Grade Box Tops	95.40	0.00	0.00	0.00	0.00	95.40
018	9455	Royalview 5th Grade Box Tops	578.61	0.00	0.00	0.00	0.00	578.61
018	9456	Royalview KDG Box Tops	176.62	0.00	0.00	0.00	0.00	176.62
018	9457	Royalview Special Ed. Box Tops	339.69	0.00	0.00	0.00	0.00	339.69
018	9458	Royalview RV Bldg Box Tops	4,040.94	0.00	0.00	0.00	0.00	4,040.94
018	9459	Royalview Courtyard	2,020.80	0.00	0.00	0.00	0.00	2,020.80
019	9051	Longfellow Academic Boosters (to be closed)	300.00	0.00	0.00	0.00	0.00	300.00
019	9126	Safety	13.26	0.00	0.00	0.00	0.00	13.26
019	9133	Bridge to Success	(341.15)	0.00	0.00	0.00	0.00	(341.15)
019	9134	Success Academy	684.72	0.00	0.00	0.00	0.00	684.72
019	9201	North PLTW Comp Sci	3,173.00	0.00	0.00	0.00	0.00	3,173.00
019	9202	North PLTW Engineering	5,815.50	0.00	0.00	0.00	0.00	5,815.50
019	9211	North Library	40.56	0.00	0.00	0.00	0.00	40.56
019	9215	North Target Grants	10.50	0.00	0.00	0.00	0.00	10.50
019	9220	Rebel Families	8,837.17	0.00	0.00	0.00	0.00	8,837.17
019	9221	Walmart Grants	4.13	0.00	0.00	0.00	0.00	4.13
019	9224	South PLTW Comp Sci	3,173.00	0.00	0.00	0.00	0.00	3,173.00
019	9225	South PLTW Engineering	5,802.80	0.00	0.00	0.00	0.00	5,802.80
019	9237	NCI Bus Tech Believe In Ohio	504.46	0.00	0.00	0.00	0.00	504.46
019	9240	Health Informatics Pilot Site	5,000.00	0.00	0.00	0.00	0.00	5,000.00
019	9250	FirstEnergy STEM Classroom Grants	38.89	0.00	0.00	0.00	0.00	38.89
019	9273	NCI Bus Tech The Veale Foundation	11,884.11	0.00	0.00	0.00	0.00	11,884.11
019	9310	Eastlake Share-A-Vision	(794.69)	0.00	0.00	0.00	0.00	(794.69)
019	9330	Willowick Academic Boosters	400.00	0.00	0.00	0.00	0.00	400.00
019	9412	Edison PPG Grants	0.07	0.00	0.00	0.00	0.00	0.07
019	9420	Grant United Way of Lake County	199.77	0.00	0.00	0.00	0.00	199.77
019	9429	Jefferson Mastin/Lakeland PSE Grant	875.60	0.00	0.00	0.00	0.00	875.60
019	9432	PPG Innovative Classroom Grant	20.97	0.00	0.00	0.00	0.00	20.97
019	9435	Jefferson Lentz Memorial Grant	32.45	0.00	0.00	0.00	0.00	32.45

## Willoughby-Eastlake City BOE Cash Summary (FINSUMDTR)Report

Fund	SCC	Description	Beginning Balance	MTD Revenues	FYTD Revenues	MTD Expenditures	FYTD Expenditures	Current Available Balance
019	9440	Longfellow Academic Boosters	\$ (277.45)	\$ 0.00	\$ 0.00	\$ 0.00	\$ 0.00	\$ (277.45)
019	9441	Longfellow SST4 MiniG	353.27	0.00	0.00	0.00	0.00	353.27
019	9445	Longfellow Lentz Memorial Grant	0.32	0.00	0.00	0.00	0.00	0.32
019	9450	Royalview SST4 MiniG	(219.43)	0.00	0.00	0.00	0.00	(219.43)
019	9451	Royalview Battelle Foundation	3.08	0.00	0.00	0.00	0.00	3.08
019	9452	Royalview GPD Group Emp Found Grt	1,080.94	0.00	0.00	0.00	0.00	1,080.94
019	9455	Royalview Lentz Memorial Grant	3.79	0.00	0.00	0.00	0.00	3.79
019	9510	Longfellow GPD Group Emp Found Grt	261.29	0.00	0.00	0.00	0.00	261.29
019	9610	Compass Group	5,000.00	0.00	0.00	0.00	0.00	5,000.00
019	9710	Jeanne Cocco Memorial Grant	1,279.09	0.00	0.00	0.00	0.00	1,279.09
019	9810	Mastin/Lakeland-PSE Grant	39.58	0.00	0.00	0.00	0.00	39.58
020	9001	Summer School	18,346.03	0.00	0.00	1,425.00	1,425.00	16,921.03
020	9010	Field House Maintenance	60,000.00	5,000.00	5,000.00	0.00	0.00	65,000.00
020	9015	Pool Maintenance	30,124.01	5,000.00	5,000.00	0.00	0.00	35,124.01
020	9121	Central Warehouse	95.14	0.00	0.00	0.00	0.00	95.14
020	9250	SOI Fab Lab (Resale out of district)	714.07	0.00	0.00	0.00	0.00	714.07
020	9510	Kennedy Preschool	48,700.21	0.00	0.00	0.00	0.00	48,700.21
020	9610	Food Service	7,929.71	0.00	0.00	0.00	0.00	7,929.71
021	9001	CENTRAL WAREHOUSE	11,933.70	0.00	0.00	0.00	0.00	11,933.70
021	9250	SOI Fab Lab (Resale within district)	502.62	0.00	0.00	0.00	0.00	502.62
022	9302	North OHSAA Tournaments	2,998.81	0.00	0.00	0.00	0.00	2,998.81
022	9402	South OHSAA Tournaments	7,386.63	0.00	0.00	0.00	0.00	7,386.63
024	9001	Medical Self-Insurance	1,888,442.07	1,101,529.17	1,101,529.17	1,006,872.41	1,006,872.41	1,983,098.83
024	9002	Workers' Comp. Self-Insurance	558,545.54	0.00	0.00	0.00	0.00	558,545.54
035	9001	TERMINATION BENEFITS	371,547.42	900,000.00	900,000.00	33,335.80	33,335.80	1,238,211.62
200	9001	EASTLAKE INSTRUMENTAL MUSIC	3,858.42	0.00	0.00	0.00	0.00	3,858.42
200	9002	EASTLAKE GREEN TEAM	86.03	0.00	0.00	0.00	0.00	86.03
200	9005	EASTLAKE STUDENT COUNCIL	13,785.92	0.00	0.00	0.00	0.00	13,785.92
200	9006	EASTLAKE VOCAL MUSIC	3,933.70	0.00	0.00	0.00	0.00	3,933.70
200	9007	EASTLAKE NATIONAL JR. HONOR SOCIETY	615.28	0.00	0.00	0.00	0.00	615.28
200	9008	EASTLAKE ART CLUB	886.47	0.00	0.00	0.00	0.00	886.47
200	9101	WILLOUGHBY ART CLUB	4,035.87	0.00	0.00	0.00	0.00	4,035.87
200	9103	WILLOUGHBY INSTRUMENTAL MUSIC	449.92	0.00	0.00	0.00	0.00	449.92
200	9104	WILLOUGHBY LIBRARY CLUB	11.37	0.00	0.00	0.00	0.00	11.37
200	9105	WILLOUGHBY ROCKET CLUB	4,046.55	0.00	0.00	0.00	0.00	4,046.55
200	9107	Willoughby Student Council	2,640.27	0.00	0.00	0.00	0.00	2,640.27
200	9108	WILLOUGHBY YEARBOOK	4,222.23	0.00	0.00	0.00	0.00	4,222.23
200	9109	Willoughby 8th Grade Club	896.09	0.00	0.00	0.00	0.00	896.09
200	9110	WMS Makerspace Club	12.23	0.00	0.00	0.00	0.00	12.23
200	9166	Career Explorations	4,352.30	0.00	0.00	0.00	0.00	4,352.30
200	9202	WILLOWICK MUSIC PROGRAMS	3,484.88	0.00	0.00	0.00	0.00	3,484.88

## Willoughby-Eastlake City BOE Cash Summary (FINSUMDTR)Report

Fund	SCC	Description	Beginning Balance	MTD Revenues	FYTD Revenues	MTD Expenditures	FYTD Expenditures	Current Available Balance
200	9203	WILLOWICK LANCE NEWSPAPER	\$ 1,420.03	\$ 0.00	\$ 0.00	\$ 0.00	\$ 0.00	\$ 1,420.03
200	9204	WILLOWICK LIBRARY CLUB	29.15	0.00	0.00	0.00	0.00	29.15
200	9205	WILLOWICK MATH CLUB	44.50	0.00	0.00	0.00	0.00	44.50
200	9206	WILLOWICK NATIONAL JR. HONOR SOCIETY	443.71	0.00	0.00	0.00	0.00	443.71
200	9208	WILLOWICK STUDENT COUNCIL	6,892.09	0.00	0.00	0.00	0.00	6,892.09
200	9209	WILLOWICK DRAMA CLUB	2,470.53	0.00	0.00	0.00	0.00	2,470.53
200	9301	NORTH HIGH ACADEMIC DECATHLON	4,111.61	0.00	0.00	0.00	0.00	4,111.61
200	9304	North High Music Programs	32,152.73	0.00	0.00	0.00	0.00	32,152.73
200	9305	North High Quizbowl	2,081.18	0.00	0.00	0.00	0.00	2,081.18
200	9309	NORTH HIGH DRAMA CLUB	26,611.10	0.00	0.00	0.00	0.00	26,611.10
200	9310	NORTH HIGH VOLUNTEERS' CLUB	7,230.77	0.00	0.00	0.00	0.00	7,230.77
200	9313	NORTH HIGH NATIONAL HONOR SOCIETY	(628.82)	0.00	0.00	0.00	0.00	(628.82)
200	9314	NORTH HIGH NATURE CLUB	2,946.98	0.00	0.00	0.00	0.00	2,946.98
200	9315	NORTH HIGH SEARCH LIGHT NEWSPAPER	716.88	0.00	0.00	0.00	0.00	716.88
200	9316	NORTH HIGH STUDENT COUNCIL	42,063.57	0.00	0.00	0.00	0.00	42,063.57
200	9317	NORTH HIGH YEARBOOK	27,540.32	0.00	0.00	0.00	0.00	27,540.32
200	9319	NORTH HIGH ART CLUB	3,772.97	0.00	0.00	0.00	0.00	3,772.97
200	9321	North High Science Club	188.62	0.00	0.00	0.00	0.00	188.62
200	9324	North High Class of 2021	1,164.65	0.00	0.00	0.00	0.00	1,164.65
200	9326	North High Class of 2023	2,241.33	0.00	0.00	0.00	0.00	2,241.33
200	9327	North High Class of 2024	6,766.00	0.00	0.00	0.00	0.00	6,766.00
200	9329	North High Class of 2026	812.06	0.00	0.00	0.00	0.00	812.06
200	9330	North High Coffee Cart Club	15.25	0.00	0.00	0.00	0.00	15.25
200	9331	North High Class of 2027	242.00	0.00	0.00	0.00	0.00	242.00
200	9346	North High Fab Lab	1,606.88	0.00	0.00	0.00	0.00	1,606.88
200	9401	SOUTH HIGH ACADEMIC DECATHLON	2,716.58	0.00	0.00	0.00	0.00	2,716.58
200	9402	South High School Store	6,848.47	0.00	0.00	142.03	142.03	6,706.44
200	9409	SOUTH HIGH DRAMA CLUB	20,129.53	0.00	0.00	673.35	673.35	19,456.18
200	9410	SOUTH HIGH FOREIGN LANGUAGE	2,252.85	0.00	0.00	0.00	0.00	2,252.85
200	9411	SOUTH HIGH DIGITAL MEDIA CLUB	305.59	0.00	0.00	0.00	0.00	305.59
200	9412	SOUTH HIGH KEY CLUB	6,882.39	0.00	0.00	0.00	0.00	6,882.39
200	9413	SOUTH HIGH MARCHING BAND	7,805.34	0.00	0.00	0.00	0.00	7,805.34
200	9415	SOUTH HIGH NATIONAL HONOR SOCIETY	3,118.68	0.00	0.00	0.00	0.00	3,118.68
200	9418	SOUTH HIGH STUDENT COUNCIL	26,201.33	0.00	0.00	0.00	0.00	26,201.33
200	9419	SOUTH HIGH YEARBOOK	15,179.39	0.00	0.00	0.00	0.00	15,179.39
200	9425	South High Art Club	62.43	0.00	0.00	0.00	0.00	62.43
200	9426	South High Modern Dance Club	895.25	0.00	0.00	0.00	0.00	895.25
200	9427	South High Class of 2023	2,112.34	0.00	0.00	0.00	0.00	2,112.34
200	9445	South High Rebel Yell	972.08	0.00	0.00	0.00	0.00	972.08

## Willoughby-Eastlake City BOE Cash Summary (FINSUMDTR)Report

Fund	SCC	Description	Beginning Balance	MTD Revenues	FYTD Revenues	MTD Expenditures	FYTD Expenditures	Current Available Balance
200	9446	South High Fab Lab	\$ (914.20)	\$ 0.00	\$ 0.00	\$ 0.00	\$ 0.00	\$ (914.20)
200	9452	South High School Store Debt	4,500.00	0.00	0.00	0.00	0.00	4,500.00
200	9501	Auto Coll.	970.43	0.00	0.00	0.00	0.00	970.43
200	9502	Auto Tech.	3,820.73	0.00	0.00	0.00	0.00	3,820.73
200	9503	Business Technology	436.25	0.00	0.00	0.00	0.00	436.25
200	9504	Hospitality	817.71	0.00	0.00	0.00	0.00	817.71
200	9506	Welding	9,660.53	0.00	0.00	0.00	0.00	9,660.53
200	9508	Cosmetology	186.88	0.00	0.00	0.00	0.00	186.88
200	9601	GRANT STUDENT COUNCIL	1,619.78	0.00	0.00	0.00	0.00	1,619.78
200	9608	GRANT SCHOOL STORE	644.99	0.00	0.00	0.00	0.00	644.99
300	9001	EASTLAKE ATHLETICS	39,734.39	0.00	0.00	0.00	0.00	39,734.39
300	9101	WILLOUGHBY ATHLETICS	21,386.82	0.00	0.00	0.00	0.00	21,386.82
300	9201	WILLOWICK ATHLETICS	28,538.57	0.00	0.00	0.00	0.00	28,538.57
300	9301	NORTH ATHLETICS	68,065.78	0.00	0.00	3,103.00	3,103.00	64,962.78
300	9401	SOUTH ATHLETICS	226,654.18	0.00	0.00	616.17	616.17	226,038.01
413	9022	POST SECONDARY - NURSING	0.00	0.00	0.00	681.15	681.15	(681.15)
413	9023	POST SECONDARY - NURSING	1,212,249.61	4,617.44	4,617.44	62,438.52	62,438.52	1,154,428.53
413	9024	POST SECONDARY - NURSING	0.00	13,964.56	13,964.56	72,355.98	72,355.98	(58,391.42)
439	9023	PRESCHOOL	56.18	0.00	0.00	14,050.27	14,050.27	(13,994.09)
439	9123	ECE Innovation	0.00	0.00	0.00	49,999.98	49,999.98	(49,999.98)
451	9023	DATA COMMUNICATION	21,728.33	553.20	553.20	0.00	0.00	22,281.53
499	9723	MISCELLANEOUS STATE GRANT FUND	38,899.58	0.00	0.00	0.00	0.00	38,899.58
502	9023	ADULT NURSING	191,157.33	0.00	0.00	9,063.31	9,063.31	182,094.02
502	9024	ADULT NURSING	0.00	0.00	0.00	5,704.59	5,704.59	(5,704.59)
507	9122	ELEMENTARY AND SECONDARY SCHOOL EMERGENCY RELIEF FUND	0.00	0.00	0.00	6,295.09	6,295.09	(6,295.09)
507	9123	ELEMENTARY AND SECONDARY SCHOOL EMERGENCY RELIEF FUND	(393,352.85)	393,410.52	393,410.52	139,479.09	139,479.09	(139,421.42)
507	9423	ARP Homeless	14.29	0.00	0.00	0.00	0.00	14.29
516	9023	IDEA Part B	47.61	0.00	0.00	151,086.38	151,086.38	(151,038.77)
516	9024	IDEA Part B	0.00	0.00	0.00	166.67	166.67	(166.67)
516	9123	ARP IDEA Part B	99.99	0.00	0.00	0.00	0.00	99.99
536	9023	Title I Non-Competitive, Supplemental	39.89	0.00	0.00	0.00	0.00	39.89
572	9023	TITLE I	(39,820.95)	39,849.36	39,849.36	100,391.16	100,391.16	(100,362.75)
572	9123	Expanding Opportunities for Each Child	98.27	0.00	0.00	34,140.74	34,140.74	(34,042.47)
584	9023	Title IV-A Student Support and Academic Enrichment	(20,494.73)	20,518.32	20,518.32	1,735.44	1,735.44	(1,711.85)
587	9023	IDEA PRESCHOOL	84.75	0.00	0.00	0.00	0.00	84.75
587	9123	ARP IDEA PRESCHOOL	97.00	0.00	0.00	0.00	0.00	97.00
590	9023	IMPROVING TEACHER QUALITY	(16,740.37)	16,833.84	16,833.84	32,074.19	32,074.19	(31,980.72)
590	9024	IMPROVING TEACHER QUALITY	0.00	0.00	0.00	200.00	200.00	(200.00)
599	9003	Adult Nursing CARES - F	104,799.03	0.00	0.00	0.00	0.00	104,799.03

## Willoughby-Eastlake City BOE Cash Summary (FINSUMDTR)Report

Fund	SCC	Description	Beginning Balance	MTD Revenues	FYTD Revenues	MTD Expenditures	FYTD Expenditures	Current Available Balance
599	9004	Adult Nursing CARES N	\$ 1,191.04	\$ 0.00	\$ 0.00	\$ 0.00	\$ 0.00	\$ 1,191.04
599	9023	MISCELLANEOUS FED. GRANT FUND	124,116.48	0.00	0.00	0.00	0.00	124,116.48
599	9024	MISCELLANEOUS FED. GRANT FUND	0.00	0.00	0.00	11,507.97	11,507.97	(11,507.97)
599	9123	MISCELLANEOUS FED. GRANT FUND	90.14	0.00	0.00	0.00	0.00	90.14
599	9223	MISCELLANEOUS FED. GRANT FUND	886,149.00	0.00	0.00	0.00	0.00	886,149.00
599	9224	MISCELLANEOUS FED. GRANT FUND	0.00	0.00	0.00	13,295.00	13,295.00	(13,295.00)
<b>Grand Total</b>			<b>\$ 48,473,035.49</b>	<b>\$ 30,074,013.44</b>	<b>\$ 30,074,013.44</b>	<b>\$ 10,803,674.62</b>	<b>\$ 10,803,674.62</b>	<b>\$ 67,743,374.31</b>

Date: 08/03/2023  
Time: 14:47

Willoughby-Eastlake City  
Cash Reconciliation as of 07/31/2023

Page: 1

Gross Depository Balances:

US Bank 2030	\$37,653.15
US Bank 2014	\$1,102,210.81
Farmers Master	\$25,000.00
Farmers Sweep	\$29,135,335.62

Total Depository Balances (Gross) \$30,300,199.58

Adjustments to Bank Balance:

Cash in Transit to Bank	\$0.00
Outstanding Checks	(\$277,413.30)
Adjustments:	

Total Adjustments to Bank Balance (\$277,413.30)

Investments:

Treasury Bonds and Notes	\$0.00
Certificate of Deposits	\$0.00
Other Securities	\$0.00
Other Investments:	
STAR Ohio	\$762,473.39
Investments at RedTree	\$36,854,796.84
Investments at RedTree - Koster Scholarship	\$103,304.18

Total Investments \$37,720,574.41

Cash on Hand:

Petty Cash:	
Petty Cash Districtwide	\$0.00
Home Depot Gift Cards	\$13.62
Change Cash:	
Cash with Fiscal Agent	\$0.00

Total Cash on Hand \$13.62


Total Balances \$67,743,374.31

Total Fund Balance \$67,743,374.31

Depository Clearance Accounts:

US Bank Payroll 2022	\$5,656.04
----------------------	------------

Total Clearance Account Balances \$5,656.04



Treasurer



**WILLOUGHBY-EASTLAKE CITY SCHOOLS  
BOARD OF EDUCATION**

**Monthly Cash and Investments  
For the Month Ended July 31, 2023**

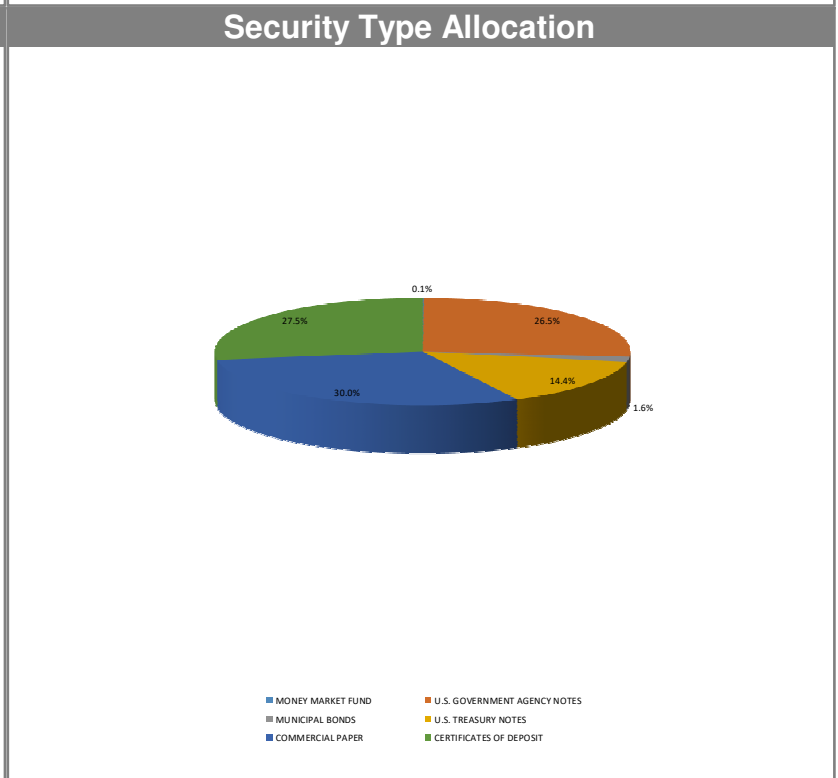
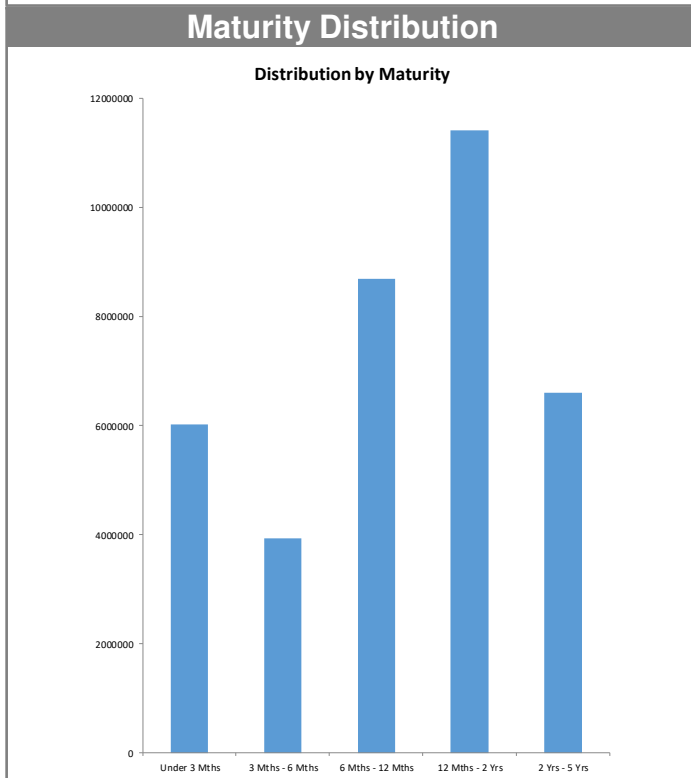
<i><b>BANKS/FINANCIAL INSTITUTIONS</b></i>	<i><b>Current Interest Rate</b></i>	<i><b>Prior month Interest Rate</b></i>	<i><b>Funds Held</b></i>
U.S. Bank	-	-	862,450.66
Farmers National Bank	5.40	5.38	29,160,335.62
RedTree Investments	4.16	4.11	36,854,796.84
RedTree – Koster Scholarship	3.41	3.40	103,304.18
STAR Ohio	5.31	5.28	762,473.39
Home Depot gift card	-	-	13.62
<b>Total Cash and Investments</b>			<b>\$67,743,374.31</b>

**General Fund Interest Income Snapshot Year to Date  
FY22 and FY23 vs FY24**

Interest Income to date – FY24	\$184,383.16
Interest Income to date – FY23	\$7,992.36
Interest Income to date – FY22	\$1,962.72
Change from prior year	2,207%
Change from two years	9,294%

**Monthly Investment Summary**  
**Willoughby-Eastlake City Schools - General Funds**  
**US Bank Custodian Acct Ending x08735**  
 July 31, 2023

Monthly Cash Flow Activity		Market Value Summary				
<b>From 06-30-23 through 07-31-23</b>						
Beginning Book Value	36,754,064.24	<b>Security Type</b>	<b>Market Value</b>	<b>Pct. Assets</b>	<b>Avg Yield at Cost</b>	<b>Wght Avg Mat</b>
Contributions	0.00	<b>Money Market Fund</b>				
Withdrawals	0.00	MONEY MARKET FUND	32,213.91	0.1	5.16	0.00
Prior Month Management Fees	-3,043.59	<b>Fixed Income</b>				
Realized Gains/Losses	0.00	MUNICIPAL BONDS	566,461.50	1.5	2.37	2.45
Gross Interest Earnings	103,776.19	U.S. GOVERNMENT AGENCY NOTES	9,676,916.94	26.4	3.45	1.49
Ending Book Value	36,854,796.84	U.S. TREASURY NOTES	5,251,478.32	14.3	3.02	1.07
		Accrued Interest	92,882.73	0.3		
		<b>Commercial Paper</b>				
		COMMERCIAL PAPER	10,949,731.73	29.9	5.45	0.29
		<b>Certificate of Deposit</b>				
		CERTIFICATES OF DEPOSIT	10,054,202.75	27.4	4.13	1.77
		Accrued Interest	54,919.86	0.1		
		<b>TOTAL PORTFOLIO</b>	<b>36,678,807.74</b>	<b>100.0</b>	<b>4.16</b>	<b>1.16</b>



**Disclosures:**

RedTree's internal accounting system is used as the source of the market value of this account. Although obtained from a source believed to be reliable, we cannot guarantee its accuracy. You should review all account statements provided by the custodian and compare with the statements provided by RedTree.

**Portfolio Holdings Report**  
**Willoughby-Eastlake City Schools - General Funds**  
**US Bank Custodian Acct Ending x08735**  
 July 31, 2023

Quantity	Cusip	Security Description	Moody's	S&P	Cost Basis	Market Value	Yield at Cost	Wtd Maturity	Purchase Date
<b>U.S. GOVERNMENT AGENCY NOTES</b>									
200,000	3133EL3E2	Federal Farm Credit Bank 0.320% Due 08-10-23	Aaa	AA+	200,007.00	199,706.69	0.32	0.03	09-16-21
200,000	3133EMHL9	Federal Farm Credit Bank 0.310% Due 11-30-23	Aaa	AA+	199,786.00	196,573.67	0.36	0.33	10-06-21
250,000	3130A0F70	Federal Home Ln Bank 3.375% Due 12-08-23	Aaa	AA+	249,657.50	248,217.54	3.48	0.35	08-18-22
250,000	3130AMT36	Federal Home Ln Bank 0.250% Due 12-29-23	Aaa	AA+	250,000.00	244,537.05	0.25	0.40	06-29-21
435,000	3130AQX40	Federal Home Ln Bank 1.500% Due 02-23-24	Aaa	AA+	435,000.00	424,702.45	1.50	0.54	02-28-22
250,000	3130A0XE5	Federal Home Ln Bank 3.250% Due 03-08-24	Aaa	AA+	249,612.50	246,846.40	3.35	0.58	08-17-22
500,000	3130ARPQ8	Federal Home Ln Bank 2.670% Due 04-26-24	Aaa	AA+	500,000.00	488,886.91	2.67	0.71	04-29-22
325,000	3130ATVC8	Federal Home Ln Bank 4.875% Due 06-14-24	Aaa	AA+	324,317.50	323,660.53	5.03	0.84	02-17-23
425,000	3130ATVC8	Federal Home Ln Bank 4.875% Due 06-14-24	Aaa	AA+	423,423.25	423,248.38	5.16	0.84	02-27-23
500,000	3130ASH77	Federal Home Ln Bank 3.570% Due 06-28-24	Aaa	AA+	500,000.00	489,963.62	3.57	0.88	06-28-22
200,000	3130ANB58	Federal Home Ln Bank 0.475% Due 07-19-24	Aaa	AA+	199,800.00	190,273.90	0.51	0.94	09-23-21
500,000	3130ASN47	Federal Home Ln Bank 3.320% Due 07-26-24	Aaa	AA+	499,700.00	489,269.23	3.35	0.95	07-26-22
60,000	3130ANMM9	Federal Home Ln Bank 0.540% Due 08-26-24	Aaa	AA+	60,000.00	56,830.12	0.54	1.04	08-26-21
100,000	3130AMFP2	Federal Home Ln Bank 0.500% Due 08-27-24	Aaa	AA+	100,000.00	94,664.57	0.50	1.04	05-27-21
280,000	3130ANX88	Federal Home Ln Bank 0.500% Due 09-27-24	Aaa	AA+	279,916.00	264,019.96	0.51	1.12	09-27-21
110,000	3130ATUR6	Federal Home Ln Bank 4.625% Due 12-13-24	Aaa	AA+	109,602.90	109,029.56	4.86	1.30	05-31-23
700,000	3130AUX58	Federal Home Ln Bank 4.650% Due 01-06-25	Aaa	AA+	697,219.60	693,769.57	4.88	1.36	02-27-23
150,000	3130AP6F7	Federal Home Ln Bank 0.600% Due 01-07-25	Aaa	AA+	150,000.00	139,856.50	0.60	1.39	10-07-21
500,000	3130AUW34	Federal Home Ln Bank 4.550% Due 02-14-25	Aaa	AA+	499,728.00	495,312.98	4.58	1.44	02-14-23
500,000	3130AUYC2	Federal Home Ln Bank 4.700% Due 02-14-25	Aaa	AA+	498,940.00	496,109.25	4.81	1.43	02-17-23
400,000	3130ARQA2	Federal Home Ln Bank 3.050% Due 04-28-25	Aaa	AA+	400,000.00	384,680.15	3.05	1.65	04-28-22
350,000	3134GXE34	Federal Home Ln Mtg 4.050% Due 07-25-25	Aaa	AA+	350,000.00	342,101.26	4.05	1.88	07-25-22
145,000	3130ALY40	Federal Home Ln Bank 1.000% Due 10-20-25	Aaa	AA+	144,963.75	133,181.95	1.01	2.14	04-20-21
400,000	3133EPBJ3	Federal Farm Credit Bank 4.375% Due 02-23-26	Aaa	AA+	398,272.00	396,373.05	4.53	2.35	02-23-23
250,000	3130ALCV4	Federal Home Ln Bank 0.750% Due 02-24-26	Aaa	AA+	250,000.00	224,984.63	0.75	2.48	02-24-21
500,000	3130AV6J6	Federal Home Ln Bank 4.500% Due 03-13-26	Aaa	AA+	498,322.98	497,809.01	4.62	2.40	03-02-23
500,000	3133EPNF8	Federal Farm Credit Bank 4.820% Due 06-23-26	Aaa	AA+	498,450.00	497,380.46	4.93	2.66	06-26-23
250,000	3133ENF96	Federal Farm Credit Bank 3.960% Due 08-17-26	Aaa	AA+	250,000.00	242,079.74	3.96	2.77	08-17-22
305,000	3133ENH45	Federal Farm Credit Bank 3.125% Due 08-24-26	Aaa	AA+	303,177.93	292,639.93	3.29	2.84	08-24-22

**Disclosures:**

RedTree's internal accounting system is used as the source of the market value of this account. Although obtained from a source believed to be reliable, we cannot guarantee its accuracy. You should review all account statements provided by the custodian and compare with the statements provided by RedTree.

Questions? Call 888.596.2293 or email [info@redtreeinv.com](mailto:info@redtreeinv.com)

**Portfolio Holdings Report**  
**Willoughby-Eastlake City Schools - General Funds**  
**US Bank Custodian Acct Ending x08735**  
 July 31, 2023

Quantity	Cusip	Security Description	Moody's	S&P	Cost Basis	Market Value	Yield at Cost	Wtd Maturity	Purchase Date
350,000	3134GYWC2	Federal Home Ln Mtg 6.000% Due 07-26-28	Aaa	AA+	350,000.00	350,207.85	6.00	4.25	07-26-23
		Accrued Interest				76,131.42			
					9,869,896.91	9,753,048.36	3.45	1.49	
<b>MUNICIPAL BONDS</b>									
190,000	514264FY1	Lancaster CSD, OH GO 0.565% Due 10-01-24		AA	190,000.00	179,521.50	0.56	1.13	03-25-21
400,000	407774GK8	Hamilton CSD, OH GO 4.000% Due 12-01-26		AA	413,596.00	386,940.00	3.20	3.06	04-22-22
		Accrued Interest				3,024.50			
					603,596.00	569,486.00	2.37	2.45	
<b>U.S. TREASURY NOTES</b>									
200,000	91282CDA6	US Treasury Note 0.250% Due 09-30-23	Aaa	AA+	199,774.47	198,304.69	0.31	0.17	09-30-21
880,000	9128285U0	US Treasury Note 2.625% Due 12-31-23	Aaa	AA+	874,156.25	870,340.63	3.08	0.41	06-30-22
1,000,000	9128285Z9	US Treasury Note 2.500% Due 01-31-24	Aaa	AA+	992,343.75	985,703.12	3.00	0.49	07-08-22
675,000	91282CEK3	US Treasury Note 2.500% Due 04-30-24	Aaa	AA+	666,061.48	660,788.08	3.28	0.72	07-25-22
1,000,000	9128283P3	US Treasury Note 2.250% Due 12-31-24	Aaa	AA+	985,703.12	959,843.75	2.80	1.36	04-21-22
500,000	91282CGD7	US Treasury Note 4.250% Due 12-31-24	Aaa	AA+	493,925.78	493,339.84	5.10	1.35	06-26-23
350,000	9128283V0	US Treasury Note 2.500% Due 01-31-25	Aaa	AA+	345,625.00	336,546.87	3.00	1.44	06-13-22
545,000	9128285N6	US Treasury Note 2.875% Due 11-30-25	Aaa	AA+	542,807.23	522,646.49	3.00	2.21	06-07-22
250,000	91282CCZ2	US Treasury Note 0.875% Due 09-30-26	Aaa	AA+	248,164.01	223,964.84	1.03	3.05	09-30-21
		Accrued Interest				13,726.81			
					5,348,561.09	5,265,205.13	3.02	1.07	
<b>CERTIFICATES OF DEPOSIT</b>									
249,000	87165GF64	Synchrony Bank, UT 0.400% Due 09-25-23			248,751.00	247,208.40	0.45	0.15	09-24-21
244,000	060243JK9	Bangor Savings Bank, ME 4.800% Due 05-23-24			243,817.00	242,768.44	4.85	0.78	11-23-22
249,000	07815ACY1	Bell Bank, ND 4.750% Due 07-22-24			249,000.00	247,247.98	4.80	0.93	04-20-23
249,000	92834CCX8	VisionBank of Iowa, IA 4.750% Due 07-22-24			249,000.00	247,247.98	4.80	0.93	04-20-23
249,000	89235MLQ2	Toyota Financial Savings Bank, NV 0.650% Due 09-16-24			249,000.00	235,967.01	0.65	1.09	09-22-21
243,000	15987UAV0	Charles Schwab Bank, TX 5.400% Due 09-23-24			242,817.75	241,956.13	5.45	1.08	03-17-23
249,000	38149MZY2	Goldman Sachs Bank USA, NY 0.650% Due 09-23-24			248,626.50	235,754.71	0.70	1.11	09-22-21
249,000	795451AW3	Sallie Mae Bank, UT 0.700% Due 09-23-24			248,626.50	235,891.47	0.75	1.11	09-22-21
249,000	90348JT42	UBS Bank USA, UT 0.650% Due 09-23-24			248,688.75	235,642.82	0.69	1.11	09-22-21
249,000	05580AE26	BMW Bank of North America, UT 0.650% Due 09-24-24			248,626.50	235,724.32	0.70	1.12	09-24-21

**Disclosures:**

RedTree's internal accounting system is used as the source of the market value of this account. Although obtained from a source believed to be reliable, we cannot guarantee its accuracy. You should review all account statements provided by the custodian and compare with the statements provided by RedTree.

Questions? Call 888.596.2293 or email [info@redtreeinv.com](mailto:info@redtreeinv.com)

**Portfolio Holdings Report**  
**Willoughby-Eastlake City Schools - General Funds**  
**US Bank Custodian Acct Ending x08735**  
 July 31, 2023

Quantity	Cusip	Security Description	Moody's	S&P	Cost Basis	Market Value	Yield at Cost	Wtd Maturity	Purchase Date
249,000	856285XQ9	State Bank of India, NY 0.700% Due 09-30-24			248,751.00	235,681.73	0.73	1.13	09-29-21
243,000	46124GBB3	Intrust Bank NA, KS 4.950% Due 10-21-24			242,817.75	241,476.10	5.00	1.16	04-21-23
244,000	15131XFF9	Cenlar Bank, NJ 4.500% Due 01-31-25			243,756.00	240,680.10	4.55	1.43	01-31-23
249,000	251795BV1	Devon Bank, IL 4.450% Due 02-10-25			248,813.25	245,368.27	4.49	1.43	02-09-23
244,000	30002CAV0	Everett Co-op Bank, MA 4.400% Due 02-10-25			243,939.00	240,300.70	4.41	1.42	02-08-23
249,000	56065GAW8	MainStreet Bank, VA 4.500% Due 02-10-25			248,875.50	245,550.47	4.57	1.43	02-08-23
249,000	923450DS6	Veritex Community Bank, TX 4.500% Due 02-13-25			248,751.00	245,535.16	4.60	1.44	02-13-23
248,000	62847NDN3	MVB Bank, WV 5.300% Due 03-24-25			247,752.00	247,470.90	5.41	1.54	03-24-23
248,000	72345SLG4	Pinnacle Bank, TN 5.300% Due 03-24-25			247,814.00	247,470.97	5.40	1.54	03-22-23
248,000	884693BY7	Thomasville Natl Bank, GA 5.050% Due 03-24-25			247,876.00	246,494.57	5.13	1.54	03-24-23
249,000	020080CM7	Alma Bank, NY 4.600% Due 04-21-25			248,751.00	245,613.13	4.70	1.61	04-19-23
244,000	800364EZ0	Sandy Spring Bank, MD 4.650% Due 04-21-25			243,756.00	240,891.23	4.70	1.61	04-19-23
248,000	89388CGT9	TAB Bank, UT 4.950% Due 05-30-25			248,000.00	245,980.13	5.00	1.71	05-30-23
246,000	06740KQS9	Barclay's Bank, DE 3.050% Due 06-02-25			245,815.50	235,900.20	3.08	1.75	06-02-22
248,000	70153RLV8	Parkway Bank and Trust, IL 4.950% Due 06-16-25			247,814.00	245,956.57	5.04	1.74	06-15-23
248,000	20143PEU0	Commercial Bank, TN 5.050% Due 07-18-25			247,752.00	246,366.85	5.16	1.82	07-18-23
248,000	138138AB8	Canton Co-Op Bank, MA 5.000% Due 07-21-25			247,752.00	246,132.36	5.11	1.83	07-21-23
248,000	27002YGD2	EagleBank, MD 5.050% Due 07-21-25			247,752.00	246,364.15	5.16	1.83	07-21-23
243,000	66476QDZ8	Northern Bank & Trust, MA 5.000% Due 07-21-25			242,757.00	241,176.50	5.05	1.85	07-19-23
248,000	180227AN0	Claremont Savings Bank, NH 5.050% Due 07-28-25			247,752.00	246,357.75	5.16	1.85	07-26-23
244,000	178180GS8	City National Bank, CA 4.900% Due 11-24-25			243,634.00	241,607.96	5.00	2.13	11-23-22
244,000	552249CH5	Lyons National Bank, NY 4.850% Due 03-16-26			243,695.00	241,303.35	4.89	2.39	03-15-23
243,000	02357QBU0	Amerant Bank NA, FL 5.000% Due 03-23-26			242,635.50	241,201.73	5.05	2.41	03-21-23
248,000	32117BFQ6	First Natl Bank Damariscotta, ME 4.800% Due 03-23-26			247,628.00	244,941.85	4.90	2.42	03-23-23
249,000	695292FT4	Paducah B&T, KY 4.500% Due 04-13-26			248,751.00	244,047.55	4.58	2.48	04-13-23
249,000	15118RG68	Celtic Bank, UT 4.500% Due 04-14-26			248,626.50	244,045.44	4.60	2.48	04-17-23
249,000	20033A3V6	Comenity Capital Bank, UT 4.550% Due 04-17-26			248,626.50	244,353.25	4.65	2.48	04-18-23
244,000	064455AU2	Bank of Pontiac, IL 4.500% Due 04-20-26			243,634.00	239,159.26	4.55	2.49	04-19-23
243,000	227563DD2	Cross River Bank, NJ 4.700% Due 06-30-26			242,635.50	239,358.16	4.75	2.68	06-30-23

**Disclosures:**

RedTree's internal accounting system is used as the source of the market value of this account. Although obtained from a source believed to be reliable, we cannot guarantee its accuracy. You should review all account statements provided by the custodian and compare with the statements provided by RedTree.

Questions? Call 888.596.2293 or email [info@redtreeinv.com](mailto:info@redtreeinv.com)

**Portfolio Holdings Report**  
**Willoughby-Eastlake City Schools - General Funds**  
**US Bank Custodian Acct Ending x08735**  
 July 31, 2023

Quantity	Cusip	Security Description	Moody's	S&P	Cost Basis	Market Value	Yield at Cost	Wtd Maturity	Purchase Date
244,000	12547CAX6	CIBC Bank USA, IL 4.450% Due 04-13-28			243,390.00	236,742.09	4.51	4.13	04-14-23
244,000	05600XQE3	BMO Harris Bank, IL 4.500% Due 05-16-28			243,390.00	237,037.90	4.56	4.21	05-16-23
119,000	70086VAU5	Park State Bank, MN 4.450% Due 07-19-28			118,702.50	118,227.12	4.55	4.36	07-19-23
	Accrued Interest					54,919.86			
					10,229,349.50	10,109,122.61	4.13	1.77	
<b>COMMERCIAL PAPER</b>									
1,000,000	62479MV18	MUFG Bank 0.000% Due 08-01-23	P-1	A-1	983,262.45	999,854.00	5.24	0.00	04-06-23
400,000	63307MV14	National Bank of Canada 0.000% Due 08-01-23	P-1	A-1	391,432.00	399,940.80	5.15	0.00	03-01-23
1,500,000	45685RV38	ING US CP 0.000% Due 08-03-23	P-1	A-1	1,457,083.33	1,499,335.50	5.15	0.01	01-09-23
450,000	45685RV38	ING US CP 0.000% Due 08-03-23	P-1	A-1	437,187.51	449,800.65	5.15	0.01	01-10-23
300,000	63873KV79	Natixis NY 0.000% Due 08-07-23	P-1	A-1	288,539.83	299,692.20	5.38	0.02	11-14-22
500,000	89119BWD4	TD USA 0.000% Due 09-13-23	P-1	A-1+	488,843.71	496,759.50	5.37	0.12	04-13-23
500,000	78015DX39	Royal Bank of Canada (RBC) 0.000% Due 10-03-23	P-1	A-1+	480,987.50	495,223.00	5.27	0.18	01-06-23
250,000	06054PX68	Bank of America 0.000% Due 10-06-23		A-1	243,585.83	247,465.50	5.30	0.18	04-10-23
485,000	89233HX66	Toyota Motor Credit 0.000% Due 10-06-23	P-1	A-1+	472,745.94	480,180.55	5.24	0.18	04-11-23
250,000	89233HYM0	Toyota Motor Credit 0.000% Due 11-21-23	P-1	A-1+	240,302.09	245,748.25	5.46	0.31	02-28-23
500,000	78015DYT1	Royal Bank of Canada (RBC) 0.000% Due 11-27-23	P-1	A-1+	483,229.15	490,974.00	5.43	0.32	04-11-23
250,000	63873KZ42	Natixis NY 0.000% Due 12-04-23	P-1	A-1	239,915.23	245,125.25	5.71	0.34	03-14-23
250,000	13608BZ72	Canadian Imp Holdings 0.000% Due 12-07-23	P-1	A-1	239,856.46	245,124.75	5.66	0.35	03-13-23
500,000	89233HZD9	Toyota Motor Credit 0.000% Due 12-13-23	P-1	A-1+	482,811.10	489,755.00	5.39	0.37	04-19-23
250,000	06054PZF6	Bank of America 0.000% Due 12-15-23		A-1	240,986.86	244,701.50	5.32	0.37	04-06-23
425,000	06054NAC5	Bank of America 0.000% Due 01-12-24		A-1	408,356.53	414,037.12	5.52	0.45	04-21-23
500,000	63307LAX9	National Bank of Canada 0.000% Due 01-31-24	P-1	A-1	484,372.99	485,686.00	5.75	0.50	07-13-23
250,000	06369LBL8	Bank of Montreal 0.000% Due 02-20-24	P-1	A-1	240,006.25	242,089.25	5.55	0.55	05-26-23
250,000	89119ABL1	TD USA 0.000% Due 02-20-24	P-1	A-1+	239,706.25	242,124.75	5.73	0.55	05-26-23
425,000	78015CCR1	Royal Bank of Canada (RBC) 0.000% Due 03-25-24	P-1	A-1+	407,341.25	408,718.25	5.78	0.64	06-29-23
500,000	89119ACR7	TD USA 0.000% Due 03-25-24	P-1	A-1+	479,112.50	481,488.50	5.81	0.64	06-29-23
1,000,000	46640PD18	JP Morgan 0.000% Due 04-01-24	P-1	A-1	958,000.00	961,453.00	5.85	0.65	07-06-23
400,000	89233GD86	Toyota Motor Credit 0.000% Due 04-08-24	P-1	A-1+	383,514.67	384,454.40	5.86	0.67	07-19-23
					10,771,179.43	10,949,731.73	5.45	0.29	

**Disclosures:**

RedTree's internal accounting system is used as the source of the market value of this account. Although obtained from a source believed to be reliable, we cannot guarantee its accuracy. You should review all account statements provided by the custodian and compare with the statements provided by RedTree.

Questions? Call 888.596.2293 or email [info@redtreeinv.com](mailto:info@redtreeinv.com)

**Portfolio Holdings Report**  
**Willoughby-Eastlake City Schools - General Funds**  
**US Bank Custodian Acct Ending x08735**  
 July 31, 2023

Quantity	Cusip	Security Description	Moody's	S&P	Cost Basis	Market Value	Yield at Cost	Wtd Maturity	Purchase Date
<b>MONEY MARKET FUND</b>									
	USBMMF	First American Treasury Obligations Fund			32,213.91	32,213.91	5.16		
<b>TOTAL PORTFOLIO</b>					36,854,796.84	36,678,807.74	4.16	1.16	

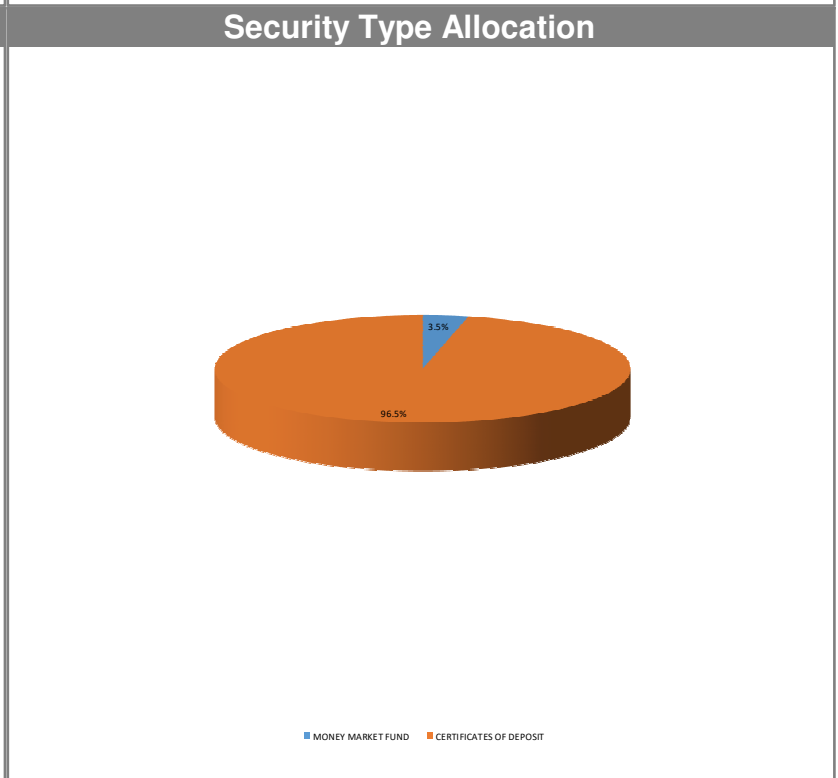
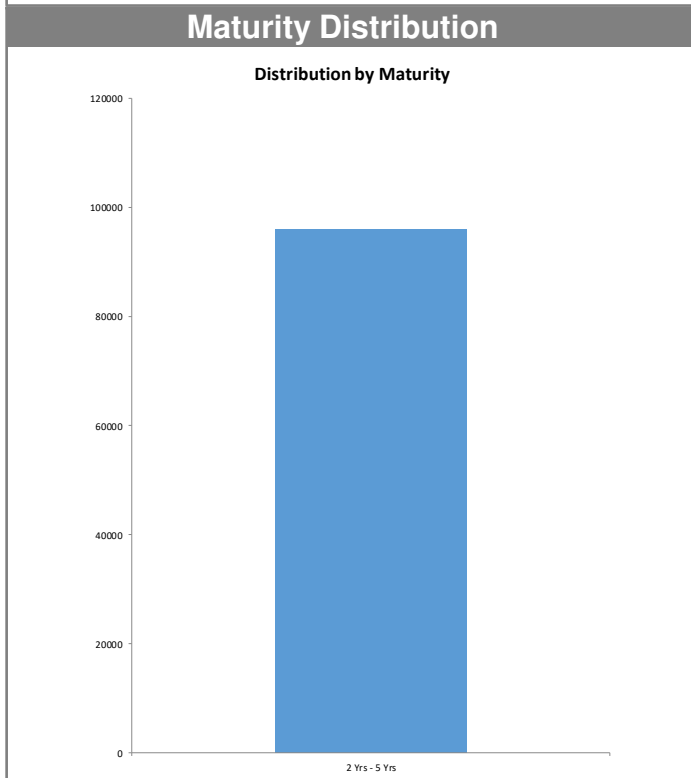
**Disclosures:**

RedTree's internal accounting system is used as the source of the market value of this account. Although obtained from a source believed to be reliable, we cannot guarantee its accuracy. You should review all account statements provided by the custodian and compare with the statements provided by RedTree.

Questions? Call 888.596.2293 or email [info@redtreeinv.com](mailto:info@redtreeinv.com)

**Monthly Investment Summary**  
**Willoughby-Eastlake City Schools - Koster Scholarship**  
**US Bank Custodian Acct Ending x13055**  
 July 31, 2023

Monthly Cash Flow Activity		Market Value Summary				
<b>From 06-30-23 through 07-31-23</b>						
Beginning Book Value	103,024.96	<u>Security Type</u>	<u>Market Value</u>	<u>Pct. Assets</u>	<u>Avg Yield at Cost</u>	<u>Wght Avg Mat</u>
Contributions	0.00	<b>Money Market Fund</b>				
Withdrawals	0.00	MONEY MARKET FUND	3,504.18	3.5	5.16	0.00
Prior Month Management Fees	0.00	<b>Certificate of Deposit</b>				
Realized Gains/Losses	0.00	CERTIFICATES OF DEPOSIT	95,796.24	96.5	3.34	1.96
Gross Interest Earnings	279.22	Accrued Interest	17.81	0.0		
Ending Book Value	103,304.18	<b>TOTAL PORTFOLIO</b>	<b>99,318.23</b>	<b>100.0</b>	<b>3.41</b>	<b>1.89</b>



**Disclosures:**

RedTree's internal accounting system is used as the source of the market value of this account. Although obtained from a source believed to be reliable, we cannot guarantee its accuracy. You should review all account statements provided by the custodian and compare with the statements provided by RedTree.



**Portfolio Holdings Report**  
**Willoughby-Eastlake City Schools - Koster Scholarship**  
**US Bank Custodian Acct Ending x13055**  
 July 31, 2023

Quantity	Cusip	Security Description	Moody's	S&P	Cost Basis	Market Value	Yield at Cost	Wtd Maturity	Purchase Date
<b>CERTIFICATES OF DEPOSIT</b>									
100,000	58404DQK0	Medallion Bank, UT 3.250% Due 08-29-25			99,800.00	95,796.24	3.34	1.96	08-30-22
		Accrued Interest				17.81			
					99,800.00	95,814.05	3.34	1.96	
<b>MONEY MARKET FUND</b>									
	USBMMF	First American Treasury Obligations Fund			3,504.18	3,504.18	5.16		
<b>TOTAL PORTFOLIO</b>					103,304.18	99,318.23	3.41	1.89	

**Disclosures:**

RedTree's internal accounting system is used as the source of the market value of this account. Although obtained from a source believed to be reliable, we cannot guarantee its accuracy. You should review all account statements provided by the custodian and compare with the statements provided by RedTree.

Questions? Call 888.596.2293 or email [info@redtreeinv.com](mailto:info@redtreeinv.com)

RedTree Investment Group  
**Willoughby-Eastlake City Schools - General Funds**  
**US Bank Custodian Acct Ending x08735**  
**Income Earned from Commercial Paper and Bankers Acceptances**  
*From 07-01-22 Through 06-30-23*

Security	Pay-Date	Cusip	Mature Date	Amount
<b>COMMERCIAL PAPER</b>				
Collateralized CP (JP Morgan)	07-01-22	19424JG18	07-01-22	267.00
MUFG Bank	07-06-22	62479MG64	07-06-22	1,916.67
TD USA	07-18-22	89119BGJ9	07-18-22	214.50
Standard Chartered Bank	08-15-22	85324UHF3	08-15-22	4,300.00
Societe Generale	09-12-22	83369CJM7	09-21-22	2,871.66
Toyota Motor Credit	10-24-22	89233HKX1	10-31-22	5,245.28
Mizuho Securities	10-25-22	60689GKT2	10-27-22	3,710.25
Mizuho Securities	10-27-22	60689GKT2	10-27-22	4,629.17
Citigroup	11-02-22	17327BL29	11-02-22	5,806.67
Societe Generale	11-14-22	83369CLN2	11-22-22	4,338.06
Bank of Montreal	11-22-22	06369MLN1	11-22-22	6,058.89
Canadian Imp Holdings	12-15-22	13608BMG6	12-16-22	8,323.49
Bank of Montreal	12-27-22	06369MMT7	12-27-22	14,800.00
Collateralized CP (JP Morgan)	01-06-23	19424JNC6	01-12-23	3,767.84
JP Morgan	01-06-23	46640QNH0	01-17-23	4,853.08
Royal Bank of Canada (RBC)	01-06-23	78015DNH9	01-17-23	14,468.29
TD USA	01-06-23	89119BND4	01-13-23	13,917.27
Citigroup	01-09-23	17327BN92	01-09-23	8,093.79
Citigroup	01-09-23	17327BN92	01-09-23	8,320.00
MUFG Bank	01-09-23	62479MNX7	01-31-23	12,134.14
Natixis NY	01-20-23	63873KNL7	01-20-23	16,675.55
Standard Chartered Bank	01-30-23	85324UNW9	01-30-23	17,112.50
Toyota Motor Credit	02-03-23	89233HP32	02-03-23	10,633.32
JP Morgan	02-16-23	46640QPG0	02-16-23	6,300.00
Bank of Montreal	02-21-23	06366HPM3	02-21-23	9,150.00
JP Morgan	02-24-23	46640QPQ8	02-24-23	7,777.50
Royal Bank of Canada (RBC)	02-27-23	78009BPT3	02-27-23	16,549.54
Natixis NY	03-10-23	63873KQA8	03-10-23	16,380.00
TD USA	03-10-23	89119BQA7	03-10-23	16,440.00
TD USA	03-17-23	89119BQN9	03-22-23	5,868.54
Natixis NY	03-21-23	63873KR33	04-03-23	5,877.43
Royal Bank of Canada (RBC)	03-22-23	78009BRB0	04-11-23	11,829.02
MUFG Bank	03-24-23	62479MRJ4	04-18-23	11,342.78
MUFG Bank	04-18-23	62479MRJ4	04-18-23	13,127.50
TD USA	04-18-23	89119BRJ7	04-18-23	13,837.50
TD USA	05-16-23	89119BSX5	05-31-23	7,810.50
Royal Bank of Canada (RBC)	05-25-23	78009BSR4	05-25-23	6,270.82
JP Morgan	05-30-23	46590ET73	06-07-23	6,972.22
JP Morgan	06-07-23	46590ET73	06-07-23	7,548.67
JP Morgan	06-22-23	46640QTN1	06-22-23	17,151.75
Toyota Motor Credit	06-23-23	89233HTP9	06-23-23	33,476.67
Toyota Motor Credit	06-27-23	89233HTT1	06-27-23	8,079.78
MUFG Bank	06-29-23	62479MTV5	06-29-23	26,309.62

RedTree Investment Group  
**Willoughby-Eastlake City Schools - General Funds**  
**US Bank Custodian Acct Ending x08735**  
**Income Earned from Commercial Paper and Bankers Acceptances**  
*From 07-01-22 Through 06-30-23*

<u>Security</u>	<u>Pay-Date</u>	<u>Cusip</u>	<u>Mature Date</u>	<u>Amount</u>
TD USA	06-29-23	89119BTV8	06-29-23	12,363.30
				432,920.56
				<b>432,920.56</b>

RedTree Investment Group  
**Willoughby-Eastlake City Schools - General Funds**  
**US Bank Custodian Acct Ending x08735**  
**Purchases and Sales of Commercial Paper and Bankers Acceptances**  
*From 07-01-22 To 06-30-23*

Security	Settle Date	Cusip	Mature Date	Quantity
<b>PURCHASES</b>				
Bank of America	04-06-23	06054PZF6	12-15-23	250,000
Bank of America	04-10-23	06054PX68	10-06-23	250,000
Bank of America	04-21-23	06054NAC5	01-12-24	425,000
Bank of Montreal	05-26-23	06369LBL8	02-20-24	250,000
Canadian Imp Holdings	03-13-23	13608BZ72	12-07-23	250,000
ING US CP	01-09-23	45685RV38	08-03-23	1,500,000
ING US CP	01-10-23	45685RV38	08-03-23	450,000
JP Morgan	09-12-22	46590ET73	06-07-23	510,000
JP Morgan	10-25-22	46640QPQ8	02-24-23	500,000
JP Morgan	12-15-22	46640QTN1	06-22-23	660,000
LVMH Moet	03-13-23	55078UUA0	07-10-23	1,000,000
MUFG Bank	07-25-22	62479MRJ4	04-18-23	1,000,000
MUFG Bank	07-29-22	62479MNX7	01-31-23	830,000
MUFG Bank	12-29-22	62479MTV5	06-29-23	1,045,000
MUFG Bank	04-06-23	62479MV18	08-01-23	1,000,000
National Bank of Canada	01-20-23	63307MUK3	07-19-23	500,000
National Bank of Canada	03-01-23	63307MV14	08-01-23	400,000
Natixis NY	07-08-22	63873KR33	04-03-23	250,000
Natixis NY	11-14-22	63873KV79	08-07-23	300,000
Natixis NY	03-14-23	63873KZ42	12-04-23	250,000
Royal Bank of Canada (RBC)	07-22-22	78009BRB0	04-11-23	500,000
Royal Bank of Canada (RBC)	07-29-22	78009BPT3	02-27-23	830,000
Royal Bank of Canada (RBC)	10-27-22	78009BSR4	05-25-23	215,000
Royal Bank of Canada (RBC)	01-06-23	78015DX39	10-03-23	500,000
Royal Bank of Canada (RBC)	04-11-23	78015DYT1	11-27-23	500,000
Royal Bank of Canada (RBC)	06-29-23	78015CCR1	03-25-24	425,000
Standard Chartered Bank	07-29-22	85324UNW9	01-30-23	1,000,000
TD USA	07-22-22	89119BRJ7	04-18-23	500,000
TD USA	10-31-22	89119BTV8	06-29-23	360,000
TD USA	11-14-22	89119BSX5	05-31-23	300,000
TD USA	04-06-23	89119BU61	07-06-23	500,000
TD USA	04-13-23	89119BWD4	09-13-23	500,000
TD USA	05-26-23	89119ABL1	02-20-24	250,000
TD USA	06-29-23	89119ACR7	03-25-24	500,000
Toyota Motor Credit	10-24-22	89233HTP9	06-23-23	1,000,000
Toyota Motor Credit	11-07-22	89233HP32	02-03-23	1,000,000
Toyota Motor Credit	02-14-23	89233HTT1	06-27-23	450,000
Toyota Motor Credit	02-28-23	89233HYM0	11-21-23	250,000
Toyota Motor Credit	04-11-23	89233HX66	10-06-23	485,000
Toyota Motor Credit	04-19-23	89233HZD9	12-13-23	500,000
<b>SALES</b>				
Bank of Montreal	11-22-22	06369MLN1	11-22-22	500,000
Bank of Montreal	12-27-22	06369MMT7	12-27-22	1,000,000

RedTree Investment Group  
**Willoughby-Eastlake City Schools - General Funds**  
**US Bank Custodian Acct Ending x08735**  
**Purchases and Sales of Commercial Paper and Bankers Acceptances**  
*From 07-01-22 To 06-30-23*

Security	Settle Date	Cusip	Mature Date	Quantity
Bank of Montreal	02-21-23	06366HPM3	02-21-23	500,000
Canadian Imp Holdings	12-15-22	13608BMG6	12-16-22	600,000
Citigroup	11-02-22	17327BL29	11-02-22	1,000,000
Citigroup	01-09-23	17327BN92	01-09-23	500,000
Citigroup	01-09-23	17327BN92	01-09-23	520,000
Collateralized CP (JP Morgan)	07-01-22	19424JG18	07-01-22	200,000
Collateralized CP (JP Morgan)	01-06-23	19424JNC6	01-12-23	250,000
JP Morgan	01-06-23	46640QNH0	01-17-23	300,000
JP Morgan	02-16-23	46640QPG0	02-16-23	300,000
JP Morgan	02-24-23	46640QPQ8	02-24-23	500,000
JP Morgan	05-30-23	46590ET73	06-07-23	250,000
JP Morgan	06-07-23	46590ET73	06-07-23	260,000
JP Morgan	06-22-23	46640QTN1	06-22-23	660,000
MUFG Bank	07-06-22	62479MG64	07-06-22	1,000,000
MUFG Bank	01-09-23	62479MNX7	01-31-23	830,000
MUFG Bank	03-24-23	62479MRJ4	04-18-23	500,000
MUFG Bank	04-18-23	62479MRJ4	04-18-23	500,000
MUFG Bank	06-29-23	62479MTV5	06-29-23	1,045,000
Mizuho Securities	10-25-22	60689GKT2	10-27-22	450,000
Mizuho Securities	10-27-22	60689GKT2	10-27-22	550,000
Natixis NY	01-20-23	63873KNL7	01-20-23	1,000,000
Natixis NY	03-10-23	63873KQA8	03-10-23	800,000
Natixis NY	03-21-23	63873KR33	04-03-23	250,000
Royal Bank of Canada (RBC)	01-06-23	78015DNH9	01-17-23	1,000,000
Royal Bank of Canada (RBC)	02-27-23	78009BPT3	02-27-23	830,000
Royal Bank of Canada (RBC)	03-22-23	78009BRB0	04-11-23	500,000
Royal Bank of Canada (RBC)	05-25-23	78009BSR4	05-25-23	215,000
Societe Generale	09-12-22	83369CJM7	09-21-22	500,000
Societe Generale	11-14-22	83369CLN2	11-22-22	575,000
Standard Chartered Bank	08-15-22	85324UHF3	08-15-22	1,000,000
Standard Chartered Bank	01-30-23	85324UNW9	01-30-23	1,000,000
TD USA	07-18-22	89119BGJ9	07-18-22	130,000
TD USA	01-06-23	89119BND4	01-13-23	1,000,000
TD USA	03-10-23	89119BQA7	03-10-23	800,000
TD USA	03-17-23	89119BQN9	03-22-23	250,000
TD USA	04-18-23	89119BRJ7	04-18-23	500,000
TD USA	05-16-23	89119BSX5	05-31-23	300,000
TD USA	06-29-23	89119BTV8	06-29-23	360,000
Toyota Motor Credit	10-24-22	89233HKX1	10-31-22	1,000,000
Toyota Motor Credit	02-03-23	89233HP32	02-03-23	1,000,000
Toyota Motor Credit	06-23-23	89233HTP9	06-23-23	1,000,000
Toyota Motor Credit	06-27-23	89233HTT1	06-27-23	450,000

RedTree Investment Group  
***Willoughby-Eastlake City Schools - Koster Scholarship***  
***US Bank Custodian Acct Ending x13055***  
**Income Earned from Commercial Paper and Bankers Acceptances**  
*From 07-01-22 Through 06-30-23*

<u>Security</u>	<u>Pay-Date</u>	<u>Cusip</u>	<u>Mature Date</u>	<u>Amount</u>
<b>COMMERCIAL PAPER</b>				
Lloyds Bank	08-04-22	53943HH46	08-04-22	34.83
				<b>34.83</b>

RedTree Investment Group  
**Willoughby-Eastlake City Schools - Koster Scholarship**  
**US Bank Custodian Acct Ending x13055**  
**Purchases and Sales of Commercial Paper and Bankers Acceptances**  
*From 07-01-22 To 06-30-23*

<u>Security</u>	<u>Settle Date</u>	<u>Cusip</u>	<u>Mature Date</u>	<u>Quantity</u>
<b>PURCHASES</b>				
Lloyds Bank	07-29-22	53943HH46	08-04-22	100,000
<b>SALES</b>				
Lloyds Bank	08-04-22	53943HH46	08-04-22	100,000